

THE NEW FIXTURE RANGE

FROM MEGAMAN



The Megaman fixture range continues to expand!

Megaman now offers a full spectrum of fixtures for applications such as retail, hotels, restaurants, homes and offices.

Megaman's extensive range of interior and exterior light fittings are designed around LED low energy lighting.

































We aim to promote energy efficiency whilst delivering high performance lighting effects in commercial and residential applications.

Whether you are looking for recessed downlights for general lighting, track

lights for spot lighting or vandal resistant LED bulkheads for outdoor lighting, we have the right product mix for you to fulfil ever demanding lighting needs.



CONTENTS

	TONO LED BATTEN	4-5		ZEKI 50MM MULTI-HEAD GIMBAL	40-41
	MALO LED BATTEN	6-7		ZEKI 111MM MULTI-HEAD GIMBAL	42-43
	DINO LED BATTEN	8-9		LUSTER-LED HIGH BAY	44-45
	DINO 2 LED BATTEN	10-11		CARLO LED DOWNLIGHT	46-47
	RENZO LED BULKHEAD	12-15		VITO LED DOWNLIGHT	48-49
	FONDA LED BULKHEAD	16-17		GENOA LED DOWNLIGHT	50-51
	ESTELA RECESSED LED LOUVRE	18-19		ABBY PIN-HOLE DOWNLIGHT	52-53
	BERTO LED PANEL	20-21		CORTONA LED FLOODLIGHT	54-55
	TOTT LED FLOODLIGHT	22-23		VERONA DOWNLIGHT	56-57
	ENSIO LED FLOODLIGHT	24-25		MIRO DOWNLIGHT	58-59
	KARA LED TILT FLOODLIGHT	26-27		LUCCA DOWNLIGHT	60-61
	SIENA INTEGRATED DOWNLIGHT	28-29		MOSAIC TRACK LIGHT	62-63
	COMPACT SIENA LED DOWNLIGHT	30-31		TOBY TRACK LIGHT	64-65
	SIENA SR INTEGRATED DOWNLIGHT	32-33		ALDA TRACK LIGHT	66-67
	SIENA FR INTEGRATED DOWNLIGHT	34-35		MODENA TRACK LIGHT	68-69
	RICO LED DOWNLIGHT	36-37		TRACK 3-CIRCUIT SYSTEM	70-71
	COMPACT RICO LED DOWNLIGHT	38-39			

TONO INTEGRATED LED BATTEN

PART OF THE MEGAMAN FIXTURES RANGE

MEGAMAN®

3yr
WARRANTY

TONO

True replacement for traditional T5 and T8 fluorescent battens.

FEATURES

- Integrated LED Batten
- Available in a range of sizes and wattages
- Integrated driver
- Concealed clip system
- 110° beam angle
- 35,000 hours rated life

BENEFITS

- Ideal alternative to T5 and T8 fluorescent fitting
- Perfect for a number of different applications
- Simple installation and easy maintenance
- Mounting is quick and tidy
- Wide light distribution
- Reduced maintenance costs

APPLICATIONS

- Residential lighting
- Under cabinet
- Staircases
- Corridors



SPECIFICATION

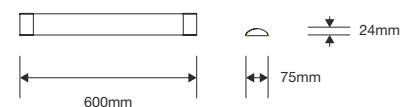




TONO INTEGRATED LED BATTEN

UK Order Code >	180330	180332	180334	180336	180338	180340
Watts	16W	16W	38W	38W	48W	48W
Colour Temp (K) /CRI	3000 / 80	4000 / 80	3000 / 80	4000 / 80	3000 / 80	4000 / 80
Lumens (lm)	1500	1500	3600	3600	4500	4500
Candelas (cd)	540	540	1260	1260	1430	1430
Dimmable	N	N	N	N	N	N
Rated Life (hrs)	35,000	35,000	35,000	35,000	35,000	35,000
Beam Angle	110°	110°	110°	110°	110°	110°
Weight (g)	215	215	411	411	532	532
Dimensions (L x W x D mm)	600x75x24	600x75x24	1200x75x24	1200x75x24	1500x75x24	1500x75x24

Operating temperature -30°C to +40°C

FIB70500V1
FIB70600V1
FIB70700V1



† Maximum output from highest spec lamp/module in range.

For technical specification and photometric data please refer to the website.

MALO INTEGRATED LED BATTEN

PART OF THE MEGAMAN FIXTURES RANGE

MEGAMAN[®]

3yr
WARRANTY

MALO

True replacement for traditional T5 and T8 fluorescent tubes.

FEATURES

- Integrated LED batten
- Available in a range of sizes and wattages
- Integrated driver
- Cable entries at rear and both ends
- Permanent live option
- Two concealed surface mounting clips
- 110° beam angle
- L90 at 25000 hours, 50000 hours rated life

BENEFITS

- Ideal alternative to T5 and T8 linear fluorescent batten luminaires
- Perfect for a number of different applications and spaces
- Simple installation and easy maintenance
- Facilitates different wiring options and continuous runs
- Permanent live to facilitate the use of a non-maintained emergency luminaire
- Enhanced product appearance
- Wide and even light distribution
- Reduced maintenance costs

APPLICATIONS

- Residential/Commercial lighting
- General amenity lighting
- Staircases
- Corridors
- Under cabinet
- Malo Integrated LED Batten



SPECIFICATION

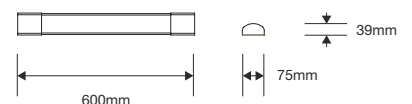
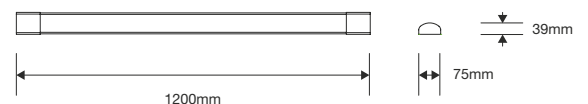



MALO INTEGRATED LED BATTEN

UK Order Code >	180190	180195	180200	180202	180210	180215
Watts	15W	15W	35W	35W	42W	42W
Colour Temp (K) /CRI	3000 / 80	4000 / 80	3000 / 80	4000 / 80	3000 / 80	4000 / 80
Lumens (lm)	1500	1500	3600	3600	4500	4500
Candelas (cd)	400	400	1100	1100	1400	1400
Dimmable	N	N	N	N	N	N
Hrs Lamp Life (L70)	50,000	50,000	50,000	50,000	50,000	50,000
Hrs Lamp Life (L90)	25,000	25,000	25,000	25,000	25,000	25,000
Beam Angle	110°	110°	110°	110°	110°	110°
Weight (g)	386	386	730	730	971	971
Dimensions (L x W x D mm)	600x75x39	600x75x39	1200x75x39	1200x75x39	1500x75x39	1500x75x39

Operating temperature -30°C to +40°C

FIB70000V1-PL
FIB70100V1-PL
FIB70200V1-PL



* Maximum output from highest spec lamp/module in range.
* Lamps are tested to both L70 and L90 standards. Figure represents L70.

For technical specification and photometric data please refer to the website.

DINO INTEGRATED LED BATTEN

PART OF THE MEGAMAN FIXTURES RANGE

MEGAMAN®

3yr
WARRANTY



DINO

A superior, modern linear light fitting ideally suited to car parks, walkways and corridors.

FEATURES

- Integrated LED batten
- Available in a range of sizes and wattages
- L90 at 25,000 hours, 50,000 hours rated life
- 120° beam angle
- IP66 protection, UV resistant and corrosion proof
- IK08 impact rating
- Extruded opalescent diffuser
- Security D-Brackets sold separately
- PIR sensor options available
- End to end cable entry
- Up to 103 lumen per system watt


BENEFITS

- Ideal alternative to T5 and T8 linear fluorescent luminaires
- Wide light distribution
- Evenly distributed light with no hot spots
- Suitable for indoor and outdoor applications
- Can be installed in high risk public areas
- PIR sensor dims to 10% output with adjustable time delay
- Shorter cable runs and easy maintenance
- Can be used as part of a Part L building compliance

APPLICATIONS

- Car Parks
- Warehouses
- Workshops
- Underground areas
- Outdoor areas





SPECIFICATION



UP TO
6500*
LUMENS



50,000*
HOURS



IP66
RATED



IK08
RATED



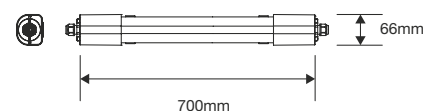
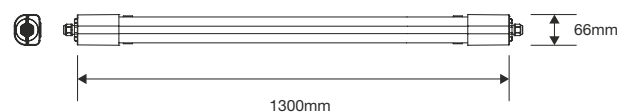
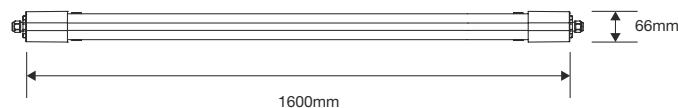
CLASS II
RATED

DINO INTEGRATED LED BATTEN

UK Order Code >	190191	190291	190194 High Output	190197 High Output	190591 PIR Sensor	190731 PIR Sensor
Watts	19.5W	22.5W	41.5W	63W	41.5W	63W
Colour Temp (K) /CRI	4000 / 80	4000 / 80	4000 / 80	4000 / 80	4000 / 80	4000 / 80
Lumens (lm)	1800	2350	4300	6500	4300	6500
Candelas (cd)	410	550	1000	1400	1000	1400
Dimmable	N	N	N	N	N	N
Hrs Lamp Life (L70)	50,000	50,000	50,000	50,000	50,000	50,000
Hrs Lamp Life (L90)	25,000	25,000	25,000	25,000	25,000	25,000
Beam Angle	120°	120°	120°	120°	120°	120°
Weight (g)	663	1079	1103	1283	1116	1296
Dimensions (L x D mm)	700x66	1300x66	1300x66	1600x66	1300x66	1600x66

Operating temperature -30°C to +40°C

F50000SM
F50100SMv1/SV16
F50300SM/SV16
F50200SM/SV16
F50400SM/SV16



ACCESSORIES AVAILABLE

- 190738** - Security D-Brackets
- 190740** - Suspension Clips (Wire Type Monkey Puzzle) x2



* Maximum output from highest spec lamp/module in range.
* Lamps are tested to both L70 and L90 standards. Figure represents L70.

For technical specification and photometric data please refer to the website.

DINO 2 INTEGRATED LED BATTEN

PART OF THE MEGAMAN FIXTURES RANGE

MEGAMAN®

3yr
WARRANTY

DINO 2

This new and improved superior, modern linear LED batten is ideally suited to car parks, warehouses and outdoor areas.

FEATURES

- Integrated LED batten
- Available in a range of sizes and wattages
- Permanent live option
- Optional cable gland covers available
- PIR Sensor Module available
- 160° beam angle
- L90 at 25000 hours, 50000 hours rated life

BENEFITS

- Ideal alternative to T5 and T8 linear fluorescent luminaires
- Perfect for a number of different applications and spaces
- Simple installation and easy maintenance
- Permanent live to facilitate the use of a non-maintained emergency luminaire and sensor modules
- Option to conceal cable entry
- Control lighting when not in use
- Wide and even light distribution
- Reduced maintenance costs

APPLICATIONS


- Car Parks
- Warehouses
- Workshops
- Underground areas
- Outdoor areas

NEW ACCESSORY AVAILABLE

PIR SENSOR MODULE

- Self-contained remote PIR
- Up to 13m range when fitted at 5m height
- Controls all Dino 2 variants
- Reduced number of PIR required





SPECIFICATION



UP TO
6500*
LUMENS



50,000*
HOURS



IP66
RATED



IK08
RATED



CLASS II
RATED

DINO 2 INTEGRATED LED BATTEN

UK Order Code >	190781	190782	190783	190784	190785
Watts	19.5W	22.5W	35W	41.5W	63W
Colour Temp (K) /CRI	4000K / 80	4000K / 80	4000K / 80	4000K / 80	4000K / 80
Lumens (lm)	1800	2350	3600	4300	6500
Candelas (cd)	460	620	900	1200	1600
Dimmable	N	N	N	N	N
Hrs Lamp Life (L70)	50,000	50,000	50,000	50,000	50,000
Hrs Lamp Life (L90)	25,000	25,000	25,000	25,000	25,000
Beam Angle	160°	160°	160°	160°	160°
Weight (g)	679	1194	1571	1307	1627
Dimensions (LxWxD mm)	672x62x56	1272x62x56	1572x62x56	1272x62x56	1572x62x56

ACCESSORIES AVAILABLE

- 190800** - PIR Sensor Module (pictured below)
- 190742** - Brackets for theft protection
- 190745** - End Caps

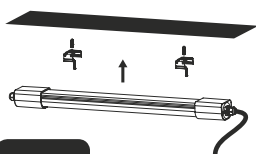


Operating temperature -30°C to +40°C

FOB60900v0-pl
FOB61000v0-pl
FOB61100v0-pl
FOB61000v1-pl
FOB61100v1-pl

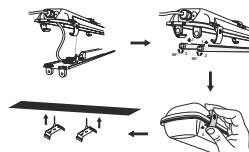
EASE OF INSTALLATION

MEGAMAN® DINO 2



VS

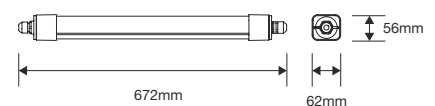
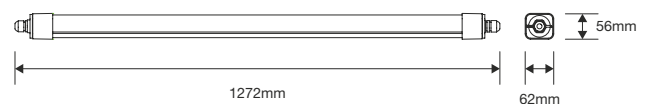
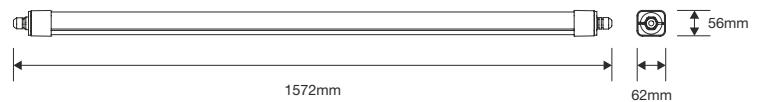
Conventional Waterproof Batten



3yr
WARRANTY

* Maximum output from highest spec lamp/module in range.
* Lamps are tested to both L70 and L90 standards. Figure represents L70.

For technical specification and photometric data please refer to the website.



RENZO LED BULKHEAD

PART OF THE MEGAMAN FIXTURES RANGE

MEGAMAN®

Extended Renzo range!

3yr
WARRANTY

RENZO

The Megaman Renzo indoor fixture is an integrated, surface mounted LED bulkhead and a perfect alternative to surface mounted fluorescent luminaires. This popular range has now been extended to include warm white colour temperatures and higher outputs.

FEATURES

- Circular design with opal diffuser
- Translucent opalescent textured diffuser
- Microwave motion sensor options available
- L90 at 25,000 hours, 50,000 hours rated life
- Up to 76 lumen per system watt



SENSOR

OPTION



EMERGENCY

OPTION

COMING
SOON

BENEFITS

- Efficient replacement for existing bulkheads
- Activated by movement, only on when required
- Evenly diffused and comfortable light with no hot spots
- Suitable for wall and ceiling mounting
- Low maintenance and added cost savings
- Can be used as part of a Part L building compliance

APPLICATIONS

- Residential/Commercial Lighting
- Hotels
- Kitchens
- Corridors
- Stairwells
- Bathrooms (IP44)

Extended Renzo range!
Standard power 3000K/4000K models

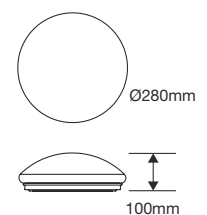
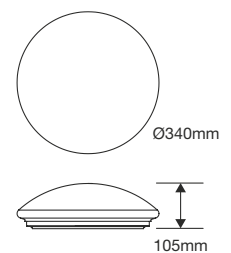
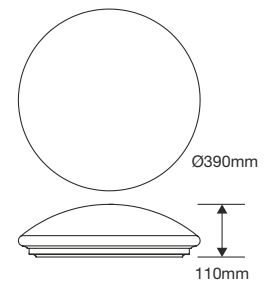
STANDARD
10.5W - 18.5W
MODELS

SPECIFICATION



RENZO INTEGRATED LED BULKHEAD

UK Order Code >	180162	180160	180168	180167	180241	180240
Watts	10.5W	10.5W	14.5W	14.5W	18.5W	18.5W
Colour Temp (K) /CRI	3000 / 80	4000 / 80	3000 / 80	4000 / 80	3000 / 80	4000 / 80
Lumens (lm)	800	800	1100	1100	1400	1400
Candelas (cd)	250	250	320	320	450	450
Dimmable	N	N	N	N	N	N
Hrs Lamp Life (L70)	50,000	50,000	50,000	50,000	50,000	50,000
Hrs Lamp Life (L90)	25,000	25,000	25,000	25,000	25,000	25,000
Beam Angle	110°	110°	110°	110°	110°	110°
Weight (g)	374	374	560	560	700	700
Dimensions (Dia.xD mm)	280x100	280x100	340x105	340x105	390x110	390x110
Colour/Finish	White	White	White	White	White	White
Shape	Round	Round	Round	Round	Round	Round



F50500SM+IP44
F50600SM+IP44
F50700SM+IP44



3yr
WARRANTY

† Maximum output from highest spec lamp/module in range.
* Lamps are tested to both L70 and L90 standards. Figure represents L70.

For technical specification and photometric data please refer to the website.

Extended Renzo range!
High power 3000/4000K options

3yr
WARRANTY

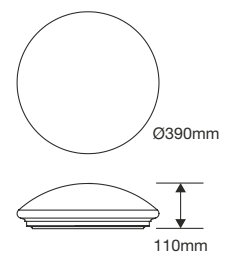
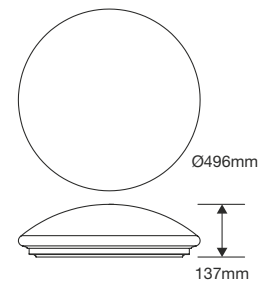


SPECIFICATION

- UP TO 2700* LUMENS
- 50,000* HOURS
- IP44 RATED
- CLASS I RATED

RENZO INTEGRATED LED BULKHEAD

UK Order Code >	180243	180242	180245	180244
Watts	23W	23W	32.5W	32.5W
Colour Temp (K) /CRI	3000 / 80	4000 / 80	3000 / 80	4000 / 80
Lumens (lm)	2000	2000	2700	2700
Candelas (cd)	570	570	750	750
Dimmable	N	N	N	N
Hrs Lamp Life (L70)	50,000	50,000	50,000	50,000
Hrs Lamp Life (L90)	25,000	25,000	25,000	25,000
Beam Angle	110°	110°	110°	110°
Weight (g)	783	783	1362	1362
Dimensions (LxWxD mm)	390x110	390x110	496x137	496x137
Colour/Finish	White	White	White	White
Shape	Round	Round	Round	Round



FCL50700v1-ms
FCL63300v0-ms



3yr
WARRANTY

* Maximum output from highest spec lamp/module in range.
* Lamps are tested to both L70 and L90 standards. Figure represents L70.

For technical specification and photometric data please refer to the website.

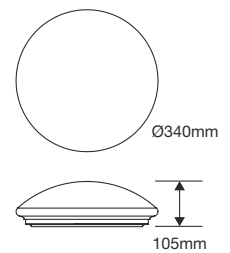
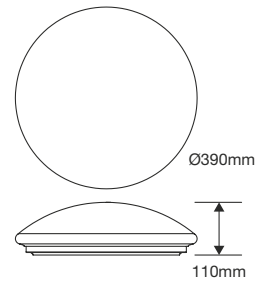


SPECIFICATION



RENZO INTEGRATED LED BULKHEAD

UK Order Code >	180169	180283	EMG180250 COMING SOON
Watts	15.5W	19.5W	16.5W
Colour Temp (K) /CRI	4000 / 80	4000 / 80	4000 / 80
Lumens (lm)	1100	1400	1100 (300lm in emergency mode)
Candelas (cd)	320	450	-
Dimmable	N	N	N
Hrs Lamp Life (L70)	50,000	50,000	50,000
Hrs Lamp Life (L90)	25,000	25,000	25,000
Beam Angle	110°	110°	110°
Weight (g)	570	770	1120
Dimensions (LxWxD mm)	340x105	390x110	340x130
Colour/Finish	White	White	White
Shape	Round	Round	Round



F50600SM-r+IP44
F50700SM-r+IP44
FCL53600v0-em/hp



* Maximum output from highest spec lamp/module in range.
* Lamps are tested to both L70 and L90 standards. Figure represents L70.


For technical specification and photometric data please refer to the website.

FONDA INTEGRATED LED BULKHEAD

PART OF THE MEGAMAN FIXTURES RANGE

MEGAMAN[®]

3yr
WARRANTY



FONDA

New, robust and stylish integrated outdoor LED bulkhead with low glare diffuser.

FEATURES

- Circular or oval design with opalescent textured diffuser
- IP66 rating
- Comes complete with security screws and key
- Corrosion free tough polycarbonate enclosure, UV resistant
- IK10 high impact protection
- White, silver and black options
- L90 at 25,000 hours, 50,000 hours rated life
- Up to 76 lumen per system watt

BENEFITS

- Soft diffused light with low glare and no unsightly hot spots
- Ideal replacement for CFL luminaires
- Flexible for a range of applications
- Suitable for indoor and outdoor applications
- Suitable for high risk public areas
- Suitable for wall and ceiling mounting
- Low maintenance and added cost savings
- Can be used as part of a Part L building compliance

APPLICATIONS

- Residential/Commercial Lighting
- Hotels
- Kitchens
- Corridors
- Stairwells
- Bathrooms (IP44)



SPECIFICATION



800[†]
LUMENS



50,000^{*}
HOURS



IP66
RATED



IK10
RATED



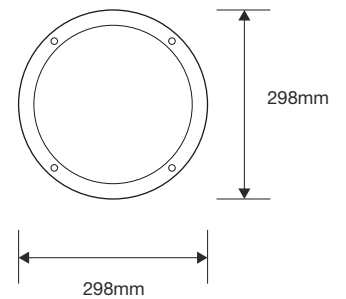
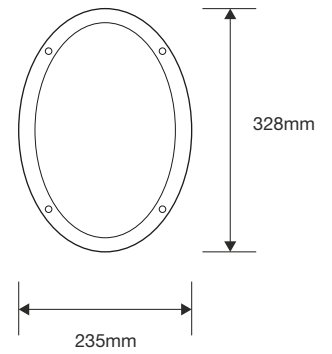
CLASS II
RATED

FONDA INTEGRATED LED BULKHEAD

UK Order Code >	180317	180309	180314	180312
Watts	10.5W	10.5W	10.5W	10.5W
Colour Temp (K) /CRI	4000 / 80	4000 / 80	3000 / 80	4000 / 80
Lumens (lm)	800	800	800	800
Candelas (cd)	320	320	320	320
Dimmable	N	N	N	N
Hrs Lamp Life (L70)	50,000	50,000	50,000	50,000
Hrs Lamp Life (L90)	25,000	25,000	25,000	25,000
Beam Angle	110°	110°	110°	110°
Weight (g)	728	745	745	745
Dimensions (LxWxD mm)	328x235x91	298x298x91	298x298x91	298x298x91
Colour/Finish	Silver	White	Black	Black
Shape	Oval	Round	Round	Round

Operating temperature -30°C to +40°C

F51300SM
F51100SM



[†] Maximum output from highest spec lamp/module in range.
^{*} Lamps are tested to both L70 and L90 standards. Figure represents L70.

For technical specification and photometric data please refer to the website.

ESTELA RECESSED LED LOUVRE

PART OF THE MEGAMAN FIXTURES RANGE

MEGAMAN®

Extended Estela range!

New 6500K models

3yr
WARRANTY

ESTELA

New generation of modular luminaires with distinct appearance.

FEATURES

- Recessed integrated LED Louvre luminaire
- Available in square or rectangular variants, integrated with a driver
- I-beam construction at the back plate
- Louvre optics with UGR19
- 3 hour maintained emergency option available
- 90° beam angle
- L90 at 25,000hours, 50,000 hours rated life
- Up to 116 lumen per system watt

BENEFITS

- Perfect replacement to T5 and T8 fluorescent luminaires
- Mountable on both exposed T-bar and concealed T-bar ceilings
- I-beam design enhances structural integrity and reduces material used
- Reduces glare and increases visual comfort in working environments
- Consistent appearance across the lighting scheme
- Beam angle makes it ideal for general lighting use to compliment low glare lighting design
- Simple design minimising build-up of dust for easy maintenance
- Low maintenance and added cost savings
- Can be used as part of a Part L building compliance

APPLICATIONS

- Commercial/Retail Lighting
- Hotels
- Kitchens
- Corridors
- Stairwells
- Bathrooms (IP44)



SPECIFICATION



3500*
LUMENS



50,000*
HOURS



IP20
RATED



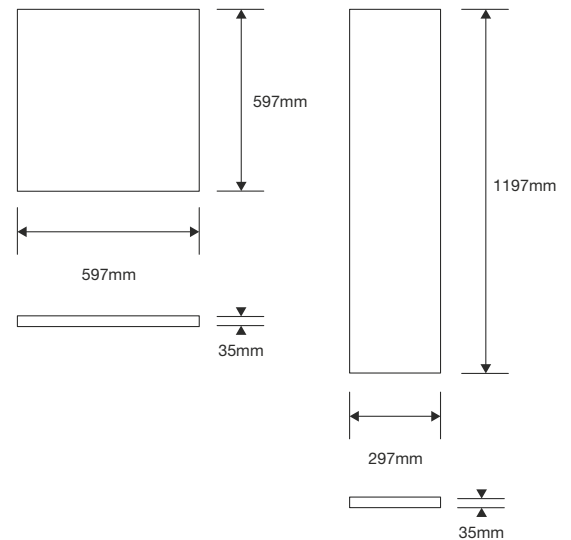
CLASS I
RATED



19
GLARE RATING

ESTELA RECESSED LED LOUVRE

UK Order Code >	519178	519186	519195	519197
Watts	30W	30W	30W	30W
Colour Temp (K) /CRI	4000 / 80	4000 / 80	6500 / 80	6500 / 80
Lumens (lm)	3500	3500	3500	3500
Candelas (cd)	2500	2500	2500	2500
Dimmable	N	N	N	N
Hrs Lamp Life (L70)	50,000	50,000	50,000	50,000
Hrs Lamp Life (L90)	25,000	25,000	25,000	25,000
Beam Angle	90°	90°	90°	90°
Weight (g)	3235	3236	3235	3236
Dimensions (LxWxD mm)	597x597x35	1197x 297x35	597x597x35	1197x 297x35
Shape	Square	Rectangular	Square	Rectangular



Operating temperature -30°C to +40°C

FPL62400v0+LD063
FPL62500v0+LD063
FPL62400v0
FPL62500v0



EMERGENCY CONVERSION

3 hour maintained emergency conversion available for Estela with a 10 day lead time. Contact our sales office for more info.

EMG519178M
EMG519186M
EMG519195M
EMG519197M



* Lamps are tested to both L70 and L90 standards. Figure represents L70.

For technical specification and photometric data please refer to the website.

BERTO LED PANEL

PART OF THE MEGAMAN FIXTURES RANGE

MEGAMAN®

3yr
WARRANTY

BERTO

An exceptional LED lay-in fitting for use in high footfall applications where access is limited and maintenance difficult.

FEATURES


- Ultra slim LED panel
- Available in 44W and 50W square, and 52W rectangular variants (total system power)
- Comes with non dimming driver
- Surface and suspension mounting kits available separately
- 120° beam angle
- L90 at 25,000 hours, 50,000 hours rated life
- Up to 98 lumen per system watt efficacy

BENEFITS

- Perfect for shallow ceiling voids
- Direct replacement of 4 x 18W T8 or 3 x 24W T5 fluorescent fittings
- Easy installation and maintenance with wipe free surface
- Flexible installation methods – surface mounted or suspended
- Suitable for use in exposed T-grid ceilings
- Ideal for general lighting use
- Long maintenance period and low lumen depreciation
- Can be used as part of a Part L building compliance

APPLICATIONS

- Shopping Centres
- Retail stores
- Hospitals
- General lighting



SPECIFICATION

5100*
LUMENS

50,000*
HOURS

IP20
RATED

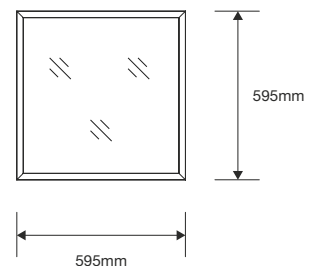
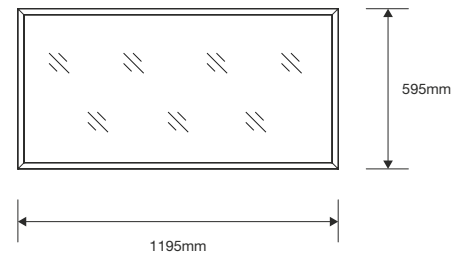
CLASS III
RATED

BERTO LED PANEL

UK Order Code >	130152	130135	130149	130155
Watts	44W	44W	50W	52W
Colour Temp (K) /CRI	3000 / 80	4000 / 80	4000 / 80	4000 / 80
Lumens (lm)	3350	3600	4100	5100
Candelas (cd)	1200	1200	1400	1800
Dimmable	N	N	N	N
Hrs Lamp Life (L70)	50,000	50,000	50,000	50,000
Hrs Lamp Life (L90)	25,000	25,000	25,000	25,000
Beam Angle	120°	120°	120°	120°
Weight (g)	2965	2965	2948	5870
Dimensions (LxWxD mm)	595x595x9	595x595x9	595x595x9	1195x595x9
Shape	Square	Square	Square	Rectangular

Operating temperature -30°C to +40°C

F33400RCv1
F33400RCv2
F33600RCv1



EMERGENCY CONVERSION

3 hour maintained emergency conversion available for Berto with a 10 day lead time. Contact our sales office for more info.

EMG130152M
EMG130135M
EMG130149M
EMG130155M



* Maximum output from highest spec lamp/module in range.
* Lamps are tested to both L70 and L90 standards. Figure represents L70.

For technical specification and photometric data please refer to the website.

TOTT INTEGRATED LED FLOODLIGHT

PART OF THE MEGAMAN FIXTURES RANGE

MEGAMAN®

3yr
WARRANTY

TOTT

Tott is a slim, lightweight and integrated LED Floodlight perfect for outdoor applications.

FEATURES

- Slim and extra light weight
- Textured diffuser
- Available in 3 different sizes
- Polymeric rust free housing
- IP65 rated
- Adjustable fixing bracket

BENEFITS

- Wide area floodlight without glare
- Simple installation
- Suitable for a range of applications
- Suitable for outdoor use
- Flexible tilting and positioning

APPLICATIONS

- Commercial/Domestic lighting
- Domestic outdoor security lighting
- Garden lighting
- Signage
- Billboards
- Pillar facades



SPECIFICATION



4200*
LUMENS



35,000*
HOURS



IP65
RATED



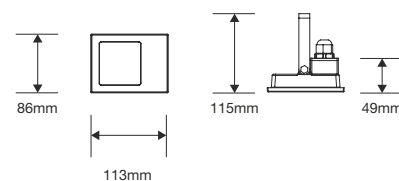
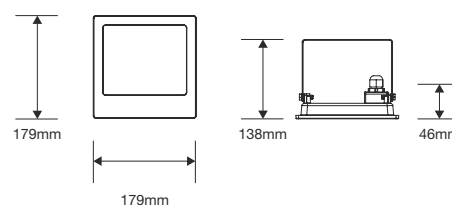
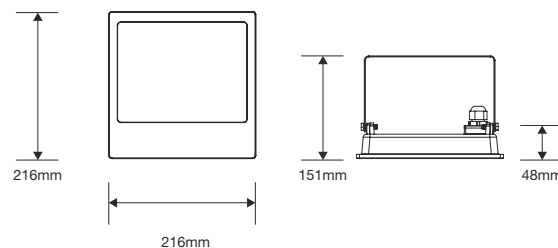
CLASS II
RATED

TOTT INTEGRATED LED FLOODLIGHT

UK Order Code >	180290	180292	180296
Watts	9.5W	24W	45W
Colour Temp (K) /CRI	4000 / 80	4000 / 80	4000 / 80
Lumens (lm)	900	2300	4200
Candelas (cd)	600	1065	2000
Dimmable	N	N	N
Rated Life (hrs)	35,000	35,000	35,000
Beam Angle	80°	100°	100°
Weight (g)	195	485	655
Dimensions (LxWxH mm)	113x86x115	179x179x138	216x216x151
Colour/Finish	Black	Black	Black
Tilt Angle	160°	160°	160°

Operating temperature -30°C to +40°C

FFL70300v0
FFL70200v0
FFL70400v0



ACCESSORIES AVAILABLE

- 180295** - Working Stand (small)
- 180297** - Working Stand (medium)
- 180299** - Working Stand (large)
- 180294** - Outreach Arm



* Maximum output from highest spec lamp/module in range.

For technical specification and photometric data please refer to the website.

ENSIO INTEGRATED LED FLOODLIGHT

PART OF THE MEGAMAN FIXTURES RANGE

MEGAMAN®

3yr
WARRANTY



ENSIO

The Megaman Ensio is an outdoor integrated LED Floodlight perfect for metal halide floodlight replacements.

FEATURES

- Symmetric and asymmetric options
- IP66 rated
- IK08 rated
- Unique LED louvre optics
- Pre-treated and powder coated aluminium housing

BENEFITS

- Reduced maintenance time and cost
- Simple installation
- Tough and durable lighting in all floodlight applications
- Suitable for outdoor applications
- Vandal resistance
- Low glare and enhanced beam control
- Protection against corrosion

APPLICATIONS

- Signage
- Billboards
- Pillar facades

DID YOU KNOW?

SYMMETRIC Vs ASYMMETRIC

Ensio comes with two alternative beam distributors. The symmetric version is an evenly distributed floodlight for wide area applications. The Asymmetric version has a higher output at the top of the vertical axis and is essential for an even beam where the floodlight has to be mounted close to the object.



SPECIFICATION



22000*
LUMENS



50,000*
HOURS



IP66
RATED



IK08
RATED



CLASS I
RATED

ENSIO INTEGRATED LED FLOODLIGHT

UK Order Code >	180260	180261	180262	180264
Watts	90W	90W	180W	180W
Colour Temp (K) /CRI	4000 / 80	4000 / 80	4000 / 80	4000 / 80
Lumens (lm)	11000	11000	22000	22000
Candelas (cd)	5500	6800	11000	12500
Dimmable	N	N	N	N
Hrs Lamp Life (L70)	50,000	50,000	50,000	50,000
Hrs Lamp Life (L90)	25,000	25,000	25,000	25,000
Beam Angle	110°	110°	110°	110°
Weight (g)	4324	4324	6584	6584
Dimensions (LxWxD mm)	335x296x72	335x296x72	335x467x72	335x467x72

Operating temperature -30°C to +40°C

FFL70000v0-sym
FFL70000v0-asy
FFL70100v0-sym
FFL70100v0-asy



Symmetrical



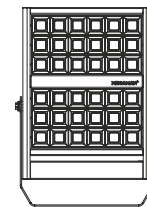
Asymmetric



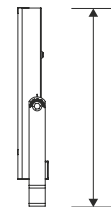
Symmetric



Asymmetric

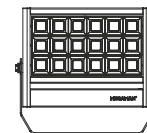


335mm

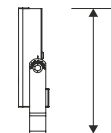


72mm

467mm

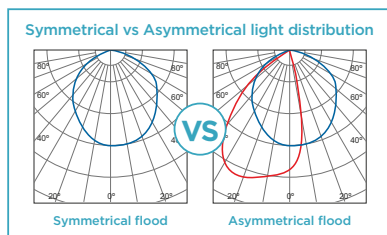


335mm



72mm

296mm



* Maximum output from highest spec lamp/module in range.
* Lamps are tested to both L70 and L90 standards. Figure represents L70.

For technical specification and photometric data please refer to the website.

KARA LED TILT FLOODLIGHT

PART OF THE MEGAMAN FIXTURES RANGE

MEGAMAN®

3yr
WARRANTY



KARA

An LED Floodlight offering uniquely effective illumination for cabinets and window displays.

FEATURES

- Fully adjustable tilting head
- Remote driver included
- Shallow recess depth
- L90 at 25,000 hours, 50,000 hours rated life
- Up to 81 lumen per system watt

BENEFITS

- Ideal replacement for 35W recessed HID Downlight, won't change colour over lifetime
- Tilting head allows for flexibility in most applications such as retail cabinets and window displays
- Easily adjusted to desired angle for sophisticated lighting
- Slim design makes it accommodating for lots of installations
- Low maintenance and added cost savings
- Can be used as part of a Part L building compliance

APPLICATIONS

- Shops
- Museums and galleries
- Display cabinets
- Wall lighting
- Indoor architectural



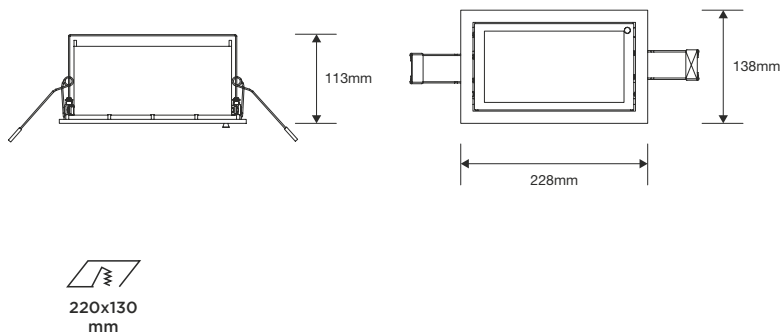


SPECIFICATION



KARA LED TILT FLOODLIGHT

UK Order Code >	180408	180419
Watts	29.5W	29.5W
Colour Temp (K) /CRI	3000 / 80	4000 / 80
Lumens (lm)	2200	2400
Candelas (cd)	1200	1200
Dimmable	N	N
Hrs Lamp Life (L70)	50,000	50,000
Hrs Lamp Life (L90)	25,000	25,000
Beam Angle	100°	100°
Weight (g)	1185	1185
Dimensions (LxWxD mm)	228x138x113	228x138x113
Colour/Finish	White	White
Hole Cut-Out (mm)	220x130	220x130
Min Ceiling Depth (mm)	123	123
Tilt Angle	65°	65°



Operating temperature -30°C to +40°C

F1800RC/WH26



* Maximum output from highest spec lamp/module in range.
 * Lamps are tested to both L70 and L90 standards. Figure represents L70.

For technical specification and photometric data please refer to the website.

SIENA INTEGRATED DOWNLIGHT

PART OF THE MEGAMAN FIXTURES RANGE

MEGAMAN®

3yr
WARRANTY



SIENA

High performance, easy to install integrated LED downlight range.

FEATURES

- Recessed Integrated downlight available in 12.5W up to 35.5W variants
- IP44 rated
- Dimming option available
- Range of shapes and sizes
- 90° beam angle
- Warm and Cool white variants
- Integrated driver
- L90 at 25,000 hours, 50,000 hours rated life
- Up to 76 lumen per system watt

BENEFITS

- Ideal replacement for conventional 18W or 26W plug-in tube downlights
- Suitable for retrofit into existing ceiling hole cut outs
- Suitable for a range of applications
- Suitable for damp locations
- Wide beam provides energy savings solutions for general lighting
- Easy installation
- Low maintenance with added cost savings
- Can be used as part of a Part L building compliance

APPLICATIONS

- Retail lighting
- Offices
- Hotels
- Social housing



SPECIFICATION



SIENA INTEGRATED LED DOWNLIGHTS

UK Order Code >	517951	517462	517839	517423	517492	517186	191962	191973
Watts	12.5W	12.5W	20.5W	20.5W	35.5W	35.5W	12.5W	12.5W
Colour Temp (K) /CRI	2800 / 80	4000 / 80	2800 / 80	4000 / 80	2800 / 80	4000 / 80	2800 / 80	4000 / 80
Lumens (lm)	950	950	1560	1560	2700	2700	950	950
Candelas (cd)	510	510	810	810	1420	1420	510	510
Dimmable	N	N	N	N	N	N	N	N
Hrs Lamp Life (L70)	50,000	50,000	50,000	50,000	50,000	50,000	50,000	50,000
Hrs Lamp Life (L90)	25,000	25,000	25,000	25,000	25,000	25,000	25,000	25,000
Beam Angle	90°	90°	90°	90°	90°	90°	90°	90°
Weight (g)	217	217	266	266	447	447	245	245
Dimensions (H x D mm)	84x145 (3")	84x145 (3")	94x172 (4")	94x172 (4")	94x225 (5")	94x225 (5")	84x145 (3")	84x145 (3")
Colour/Finish	White	White	White	White	White	White	White	White
Shape	Round	Round	Round	Round	Round	Round	Square	Square
Hole Cut-Out (mm)	125	125	150	150	200	200	130x130	130x130
Min Ceiling Depth (mm)	91	91	148	148	98	98	89	89

Operating temperature -30°C to +40°C

F26200RC
F26300RC
F27100RC
F51400RC



ALSO AVAILABLE

SIENA 13W
INTEGRATED
LED DIMMING
ROUND

SIENA 21.5W
INTEGRATED
LED DIMMING
ROUND



† Maximum output from highest spec lamp/module in range.
* Lamps are tested to both L70 and L90 standards. Figure represents L70.

For technical specification and photometric data please refer to the website.

COMPACT SIENA DOWNLIGHT

PART OF THE MEGAMAN FIXTURES RANGE

MEGAMAN®

3yr
WARRANTY



COMPACT SIENA

Compact, adjustable integrated LED downlights, ideal for limited recess depths.

FEATURES


- Compact recessed Integrated downlight
- Dim to warm technology and dimming options available
- Circular and square variants
- White and silver colour options
- Warm and Cool white variants
- Inventive 360° swivel design
- L90 at 25,000 hours, 50,000 hours rated life
- 81 lumen per system watt

BENEFITS

- Ideal replacement for MR16 and GU10 downlights
- 25mm shorter than traditional downlights, ideal for limited recess depths
- Dim to Warm technology- emitting a warmer light when dimmed from 2800K to 1800K, simulating the characteristics of halogen
- Suitable for a range of applications
- Flexibility that allows you to aim the beam angle with pinpoint precision
- Low maintenance and added cost savings
- Can be used as part of a Part L building compliance

APPLICATIONS

- Retail lighting
- Offices
- Hotels
- Residential
- Restaurants
- Hospitality

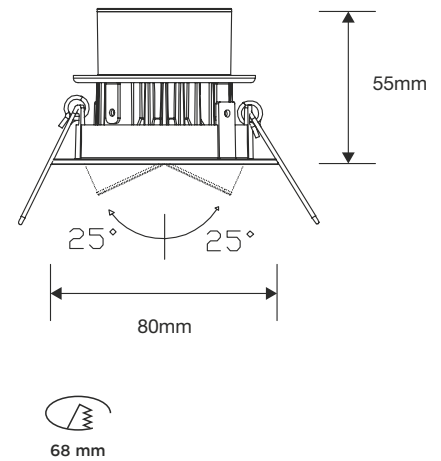


SPECIFICATION



COMPACT SIENA INTEGRATED LED DOWNLIGHTS

UK Order Code >	191406	191617	191761	191704	191831	191849
Watts	8W	8W	8W	8W	8W	8W
Colour Temp (K) /CRI	2800-1800 / 80	2800-1800 / 80	2800 / 80	4000 / 80	2800 / 80	4000 / 80
Lumens (lm)	500	500	650	650	650	650
Candelas (cd)	1800	1800	2000	2000	2000	2000
Dimmable	Y	Y	Y	Y	Y	Y
Hrs Lamp Life (L70)	50,000	50,000	50,000	50,000	50,000	50,000
Hrs Lamp Life (L90)	25,000	25,000	25,000	25,000	25,000	25,000
Beam Angle	36°	36°	36°	36°	36°	36°
Weight (g)	212	212	220	220	220	220
Dimensions (H x D mm)	55x80 (2.5")	55x80 (2.5")	55x80 (2.5")	55x80 (2.5")	55x80 (2.5")	55x80 (2.5")
Colour/Finish	White	Silver	White	White	Silver	Silver
Shape	Round	Round	Square surround	Square surround	Square surround	Square surround
Hole Cut-Out (mm)	68	68	68	68	68	68
Min Ceiling Depth (mm)	53	53	53	53	53	53
Tilt Angle	25°	25°	25°	25°	25°	25°



Please visit our website for a full list of compatible dimmers - www.megamanuk.com/products/compatibility



Operating temperature -30°C to +40°C



F28100RC-w
F29500RCv1-d



† Maximum output from highest spec lamp/module in range.
* Lamps are tested to both L70 and L90 standards. Figure represents L70.

For technical specification and photometric data please refer to the website.

SIENA SR INTEGRATED DOWNLIGHT

PART OF THE MEGAMAN FIXTURES RANGE

MEGAMAN®

3yr
WARRANTY



SIENA SR

Instant start integrated LED
Specular Reflector Downlight.



FEATURES

- Recessed integrated LED Downlight
- Available in 10.5W, 16.5W and 25.5W IP44 and 13W IP20
- Polycarbonate housing with polished aluminium specular reflector
- Low glare
- Dim to Warm variant
- Plug-in connectors
- Light weight
- L90 at 25,000 hours, 50,000 hours rated life
- Up to 105 lumen per system watt

BENEFITS

- Ideal replacement for conventional plug-in tube downlights
- Large range of sizes allows retrofit for many traditional downlights in existing ceiling cut-outs
- Specular reflector maximises light throw to the desired point of illumination
- Low glare aluminium reflector offers visual comfort
- Dim to warm technology – emitting a warmer light when dimmed from 2800K to 1800K, simulating the characteristics of halogen
- No external driver required for quick and easy installation
- Can be used as part of a Part L building compliance

APPLICATIONS

- Offices
- Shopping centres
- Reception areas
- Schools
- General purpose applications

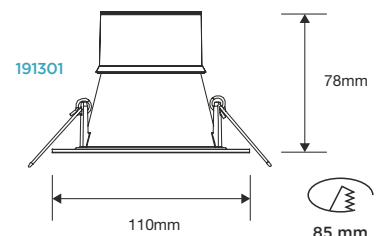
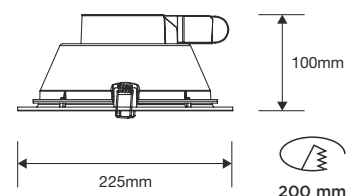
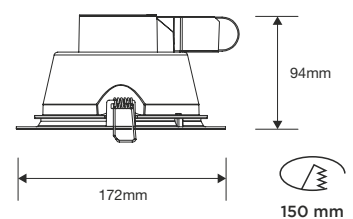
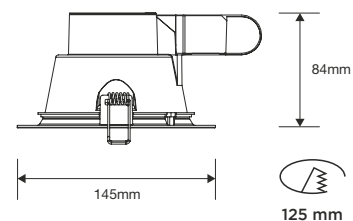


SPECIFICATION



SIENA SR INTEGRATED LED DOWNLIGHT

UK Order Code >	519276	519278	519280	519282	519284	519286	191301
Watts	10.5W	10.5W	16.5W	16.5W	25.5W	25.5W	13W
Colour Temp (K) /CRI	2800 / 80	4000 / 80	2800 / 80	4000 / 80	2800 / 80	4000 / 80	2800-1800 / 80
Lumens (lm)	950	950	1560	1560	2700	2700	900
Candelas (cd)	500	500	850	850	1900	1900	670
Dimmable	Y	Y	Y	Y	N	N	Y
Hrs Lamp Life (L70)	50,000	50,000	50,000	50,000	50,000	50,000	50,000
Hrs Lamp Life (L90)	25,000	25,000	25,000	25,000	25,000	25,000	25,000
Beam Angle	90°	90°	90°	90°	90°	90°	60°
Weight (g)	253	253	337	337	525	525	172
Dimensions (H x D mm)	84x145	84x145	94x172	94x172	100x225	100x225	78x110
Colour/Finish	White	White	White	White	White	White	White
Shape	Round	Round	Round	Round	Round	Round	Round
Hole Cut-Out (mm)	125	125	150	150	200	200	85
Min Ceiling Depth (mm)	85	85	95	95	98	98	84



Operating temperature -30°C to +40°C

F54100RC-d
F54200RC-d
F54300RCv1



* Maximum output from highest spec lamp/module in range.
* Lamps are tested to both L70 and L90 standards. Figure represents L70.

For technical specification and photometric data please refer to the website.

SIENA FR INTEGRATED DOWNLIGHT

PART OF THE MEGAMAN FIXTURES RANGE

MEGAMAN®

3yr
WARRANTY



SIENA FR

Instant start integrated LED
Faceted Reflector Downlight.



FEATURES

- Recessed integrated LED Downlight
- Available in 10.5W, 16.5W and 25.5W
- Polycarbonate housing with faceted aluminium reflector
- Low glare
- Plug-in connectors
- Light weight
- L90 at 25,000 hours, 50,000 hours rated life
- Up to 105 lumen per system watt

BENEFITS


- Ideal replacement for conventional plug-in tube downlights
- Large range of sizes allows retrofit for many traditional downlights in existing ceiling cut-outs
- Faceted reflector allows for more controlled distribution of light
- Low glare aluminium reflector offers visual comfort
- No external driver required for quick and easy installation
- Can be used as part of a Part L building compliance

APPLICATIONS

- Commercial
- Institutions



SPECIFICATION

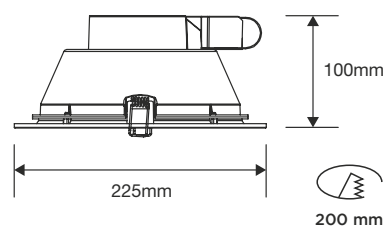
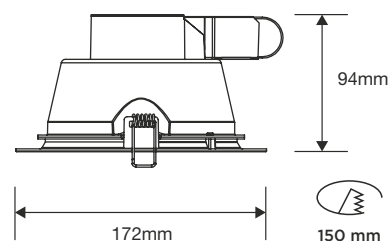
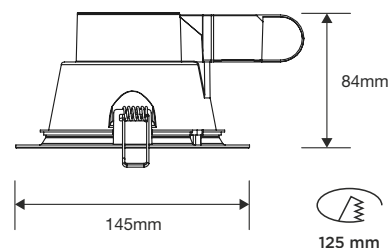


SIENA FR INTEGRATED LED DOWNLIGHT

UK Order Code >	519288	519290	519292	519294	519296	519298
Watts	10.5W	10.5W	16.5W	16.5W	25.5W	25.5W
Colour Temp (K) /CRI	2800 / 80	4000 / 80	2800 / 80	4000 / 80	2800 / 80	4000 / 80
Lumens (lm)	950	950	1560	1560	2700	2700
Candelas (cd)	500	500	850	850	1900	1900
Dimmable	Y	Y	Y	Y	N	N
Hrs Lamp Life (L70)	50,000	50,000	50,000	50,000	50,000	50,000
Hrs Lamp Life (L90)	25,000	25,000	25,000	25,000	25,000	25,000
Beam Angle	90°	90°	90°	90°	90°	90°
Weight (g)	255	255	349	349	530	530
Dimensions (H x D mm)	84x145	84x145	94x172	94x172	100x225	100x225
Colour/Finish	White	White	White	White	White	White
Shape	Round	Round	Round	Round	Round	Round
Hole Cut-Out (mm)	125	125	150	150	200	200
Min Ceiling Depth (mm)	85	85	95	95	98	98

Operating temperature -30°C to +40°C

F54600RC-d
F54700RC-d
F54800RCv1



† Maximum output from highest spec lamp/module in range.
* Lamps are tested to both L70 and L90 standards. Figure represents L70.

For technical specification and photometric data please refer to the website.

RICO LED DOWNLIGHT

PART OF THE MEGAMAN FIXTURES RANGE

MEGAMAN®

3yr
WARRANTY



RICO

High performance ultra slim integrated LED downlight.

FEATURES

- Ultra slim LED downlight, available in 12.5W, 22W and 29W variants
- Available in 145mm (5"), 172mm (7") and 225mm (8") variants
- IP44 rated
- L90 at 25,000 hours, 50,000 hours rated life
- Driver included
- Up to 76 lumen per system watt

BENEFITS

- Perfect alternative to CFL luminaires (1 x 18W up to 2 x 26W)
- Ideal for a ceiling recess with limited depth
- Suitable for small cabinets and furniture lighting where space is severely restricted
- Range of sizes allows retrofit for many traditional downlights in existing ceiling cut-outs
- Suitable for damp locations
- Low maintenance and added cost savings
- Can be used as part of a Part L building compliance

APPLICATIONS

- Student accommodation
- Social housing
- Retail
- Shopping Centres
- Commercial properties
- Display shelves

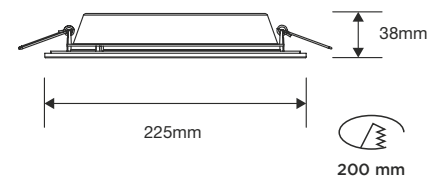
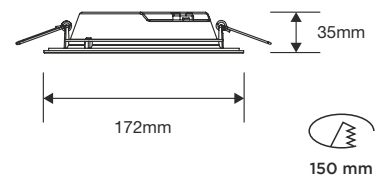
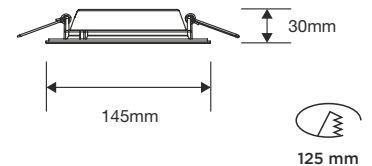


SPECIFICATION



RICO LED INTEGRATED DOWNLIGHT

UK Order Code >	190284	190348	190351	190357	190468	190482
Watts	12.5W	12.5W	22W	22W	29W	29W
Colour Temp (K) /CRI	2800 / 80	4000 / 80	2800 / 80	4000 / 80	2800 / 80	4000 / 80
Lumens (lm)	950	950	1560	1560	2000	2000
Candelas (cd)	370	370	620	620	880	880
Dimmable	N	N	N	N	N	N
Hrs Lamp Life (L70)	50,000	50,000	50,000	50,000	50,000	50,000
Hrs Lamp Life (L90)	25,000	25,000	25,000	25,000	25,000	25,000
Beam Angle	110°	110°	110°	110°	110°	110°
Weight (g)	149	149	200	200	346	346
Dimensions (L x Dia mm)	30x145 (5")	30x145 (5")	35x172 (7")	35x172 (7")	38x225 (8")	38x225 (8")
Colour/Finish	White	White	White	White	White	White
Shape	Round	Round	Round	Round	Round	Round
Hole Cut-Out (mm)	125	125	150	150	200	200
Min Ceiling Depth (mm)	28	28	33	33	35	35



Operating temperature -30°C to +40°C

F29700RC
F29800RC
F29900RCv1



† Maximum output from highest spec lamp/module in range.
* Lamps are tested to both L70 and L90 standards. Figure represents L70.

For technical specification and photometric data please refer to the website.

COMPACT RICO LED DOWNLIGHT

PART OF THE MEGAMAN FIXTURES RANGE

MEGAMAN®

3yr
WARRANTY



COMPACT RICO

Compact, adjustable LED Downlight, ideal for limited recess depths.

FEATURES

- Ultra slim recessed downlight
- New hybrid reflector lens
- Dim to Warm technology available
- Rich Colour technology available
- Similar cut out to majority of halogen adjustable downlights
- L90 at 25,000 hours, 50,000 hours rated life
- Up to 100 lumen per system watt

BENEFITS

- Perfect replacement for discreet applications
- Ideal for a ceiling recess with limited depth
- Hybrid reflector lens delivers excellent beam control and less spill light
- Dim to warm technology – emitting a warmer light when dimmed from 2800K to 1800K, simulating the characteristics of halogen
- Rich Colour technology – maximises the richness and quality of colours with high colour rendering of up to Ra95 – perfect choice for food and other display lighting
- Retrofits the majority of MR16 and PAR16 halogen cut outs
- Can be used as part of a Part L building compliance

APPLICATIONS

- Hotels
- Residential
- Restaurants
- Hospitality



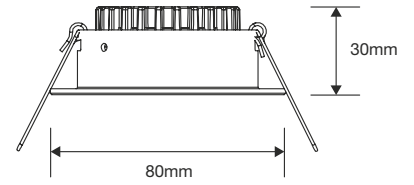


SPECIFICATION



COMPACT RICO LED INTEGRATED DOWNLIGHT

UK Order Code >	190288	190290	190484	190292	190294	190488
Watts	6.5W	6.5W	6.5W	9W	9W	9W
Colour Temp (K) /CRI	2800 / 80	4000 / 80	2800-1800 / 80	2800 / 80	4000 / 80	2800 / 95
Lumens (lm)	500	500	500	900	900	700
Candelas (cd)	1100	1100	1100	2400	2400	1650
Dimmable	Y	Y	Y	Y	Y	Y
Hrs Lamp Life (L70)	50,000	50,000	50,000	50,000	50,000	50,000
Hrs Lamp Life (L90)	25,000	25,000	25,000	25,000	25,000	25,000
Beam Angle	36°	36°	36°	36°	36°	36°
Weight (g)	117	117	117	117	117	117
Dimensions (H x D mm)	30x80	30x80	30x80	30x80	30x80	30x80
Colour/Finish	White	White	White	White	White	White
Shape	Round	Round	Round	Round	Round	Round
Hole Cut-Out (mm)	68	68	68	68	68	68
Min Ceiling Depth (mm)	68	68	68	68	68	68
Tilt Angle	25°	25°	25°	25°	25°	25°



Operating temperature
-30°C to +40°C

F53500RC
F53500RC-w
F53500RCv2
F53500RCv1-RA90

Megaman recommends the **190985**
350MA driver, sold separately.



Please visit our website for a full list of compatible dimmers -
www.megamanuk.com/products/dimming-compatibility

Megaman recommends the **190987**
500MA driver, sold separately.



Please visit our website for a full list of compatible dimmers -
www.megamanuk.com/products/dimming-compatibility

3yr
WARRANTY

† Maximum output from highest spec lamp/module in range.
* Lamps are tested to both L70 and L90 standards. Figure represents L70.

For technical specification and photometric data please refer to the website.

ZEKI 50MM MULTI-HEAD GIMBAL

PART OF THE MEGAMAN FIXTURES RANGE

MEGAMAN®



ZEKI 50MM

Serviceable and flexible, modular frame luminaire for multi-directional tilting.

FEATURES

- Works with serviceable 10.5W TECOH® THx LED light engine, sold separately
- TECOH® THX available in 2800K and 4000K and 24° and 36° beam angles
- Gimbal construction
- Available in 1, 2 and 3 head frame options
- L90 at 25,000 hours, 50,000 hours rated life
- Up to 85 lumen per system watt

BENEFITS

- Perfect replacement for halogen PAR16 GU10 downlights
- Multi directional tilting and focus
- Modular system enables different combinations of lighting optics for flexible lighting design
- Can be used as part of a Part L building compliance

APPLICATIONS

- Retail
- Window displays
- Galleries
- Museums
- Hospitality



SPECIFICATION

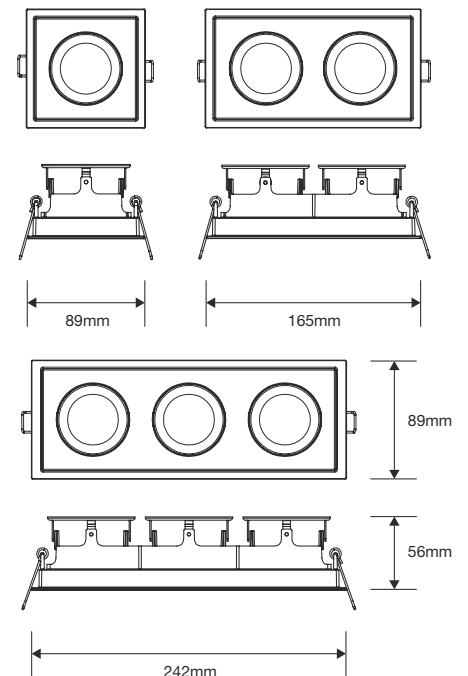


ZEKI 50MM MULTI-HEAD GIMBAL DOWNLIGHT

UK Order Code >	131744	131746	131748
Watts	For 1 x 10.5W TECOH® THx	For 2 x 10.5W TECOH® THx	For 3 x 10.5W TECOH® THx
Colour Temp (K) /CRI	Available in 2800K and 4000K	Available in 2800K and 4000K	Available in 2800K and 4000K
Lumens (lm)	900	900	900
Candelas (cd)	3500 (24°) 1900 (36°)	3500 (24°) 1900 (36°)	3500 (24°) 1900 (36°)
Dimmable	N	N	N
Hrs Lamp Life (L70)	25,000	25,000	25,000
Beam Angle	Available in 24° and 36°	Available in 24° and 36°	Available in 24° and 36°
Weight (g)	105	191	260
Dimensions (LxWxH mm)	89x89x56 (H=90 with THx)	165x89x56 (H=90 with THx)	242x89x56 (H=90 with THx)
Colour/Finish	White	White	White
Shape	Square surround	Rectangular surround	Rectangular surround
Hole Cut-Out (mm)	83 x 83	159 x 83	236 x 83
Min Ceiling Depth (mm)	94	94	94
Tilt Angle	19°	19°	19°
Suitable Light Source	TECOH® THx	TECOH® THx	TECOH® THx

Purchase TECOH® THx separately - **131750** (2800K/24°) and **131752** (4000K/24°) or **131754** (2800K/36°) and **131756** (4000K/36°).

F55752RC/WH26
F55852RC/WH26
F55952RC/WH26



MEGAMAN® Zeki 50mm



ALSO AVAILABLE



35W 111mm Zeki



† Maximum output from highest spec lamp/module in range.
* Lamps are tested to both L70 and L90 standards. Figure represents L70.

For technical specification and photometric data please refer to the website.

ZEKI 111MM MULTI-HEAD GIMBAL

PART OF THE MEGAMAN FIXTURES RANGE

MEGAMAN®



ZEKI 111MM

Serviceable and flexible, modular frame luminaire for multi-directional tilting.

FEATURES


- Works with serviceable 35W TECOH® THx LED module, sold separately
- TECOH® THX available in 3000K and 4000K and 24° and 45° beam angles
- High intensity beams
- Gimbal construction
- Available in 1, 2 and 3 head frame options
- L90 at 25,000 hours, 50,000 hours rated life
- Up to 91 lumen per system watt


BENEFITS

- Perfect replacement for metal halide and halogen AR111 downlights
- Multi directional tilting and focus
- Modular system enables different combinations of lighting optics for flexible lighting design
- Dramatic lighting effects
- Can be used as part of a Part L building compliance

APPLICATIONS

- Retail
- Window displays
- Galleries
- Museums
- Hospitality



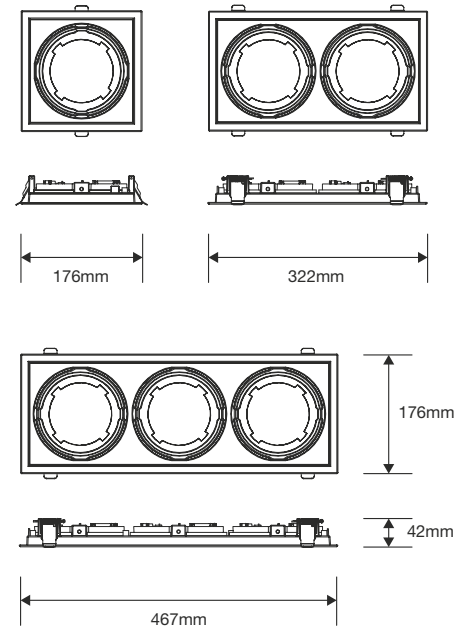


SPECIFICATION



ZEKI 111MM MULTI-HEAD GIMBAL DOWNLIGHT

UK Order Code >	131734	131736	131738
Watts	For 1 x 35W TECOH® THx	For 2 x 35W TECOH® THx	For 3 x 35W TECOH® THx
Colour Temp (K) /CRI	Available in 3000K and 4000K	Available in 3000K and 4000K	Available in 3000K and 4000K
Lumens (lm)	3200	3200	3200
Candelas (cd)	16300 (24°) 7100 (45°)	16300 (24°) 7100 (45°)	16300 (24°) 7100 (45°)
Dimmable	N	N	N
Hrs Lamp Life (L70)	50,000	50,000	50,000
Hrs Lamp Life (L90)	25,000	25,000	25,000
Beam Angle	Available in 24° and 45°	Available in 24° and 45°	Available in 24° and 45°
Weight (g)	280	526	830
Dimensions (LxWxH mm)	176x176x42 (H=101 with THx)	322x176x42 (H=101 with THx)	467x176x42 (H=101 with THx)
Colour/Finish	White	White	White
Shape	Square surround	Rectangular surround	Rectangular surround
Hole Cut-Out (mm)	160 x 160	306 x 160	452 x 160
Min Ceiling Depth (mm)	130	130	130
Tilt Angle	45°	30°	30°
Suitable Light Source	TECOH® THx	TECOH® THx	TECOH® THx



Purchase TECOH® THx separately - **131740** (3000K/24°) and **131742** (4000K/24°) or **131758** (3000K/45°) and **131760** (4000K/45°). Megaman recommends the **171905** non-dimming driver for 35W TECOH® THx, sold separately. Dimmable version may be possible on request.

F56353RC/WH
F56453RC/WH
F56553RC/WH



MEGAMAN® Zeki 111mm



† Maximum output from highest spec lamp/module in range.
* Lamps are tested to both L70 and L90 standards. Figure represents L70.

For technical specification and photometric data please refer to the website.

LUSTER-LED LOW BAY

PART OF THE MEGAMAN FIXTURES RANGE

MEGAMAN®

3yr
WARRANTY



LUSTER-LED

An IP65 low bay fixture with integrated LED and built-in driver.

FEATURES

- Aluminium housing with integrated LED and heat sink, and built-in driver
- 65W, 110W and 210W options
- IP65 rated
- 210W version can be used at ambient temperatures of 50°C
- Aluminium or polycarbonate reflector sold separately
- Optional glass or polycarbonate cover sold separately
- L90 at 25,000 hours, 50,000 hours rated life
- Up to 110 lumen per system watt

BENEFITS

- Offers huge reduction in power consumption compared to its metal halide alternatives
- Range of product variants and optional accessories offer flexibility for different LUX requirements
- Instant high-quality light ideal for use in large indoor and outdoor areas
- 210W version perfect for extreme applications such as roof top of a production factory
- Optional covers available for added protection
- Can be used as part of a Part L building compliance

APPLICATIONS

- High-ceilings
- Warehouses
- Manufacturing bays
- Exhibition halls



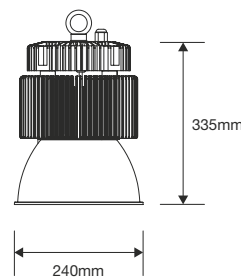
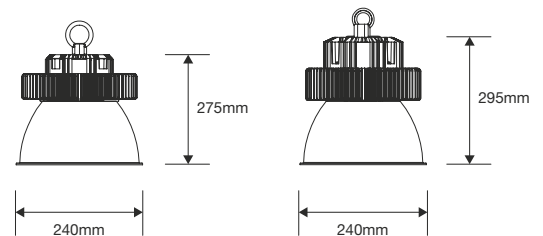


SPECIFICATION



LUSTER-LED LOW BAY (designed for installs above 6m)

UK Order Code >	190670	190675	190677
Watts	65W	110W	210W
Colour Temp (K) /CRI	4000 / 80	4000 / 80	4000 / 80
Lumens (lm)	7200	11000	21000
Candelas (cd)			
- Aluminium reflector	4500	6500	14000
- Plastic reflector	8500	12000	20000
Dimmable	N	N	N
Hrs Lamp Life (L70)	50,000	50,000	50,000
Hrs Lamp Life (L90)	25,000	25,000	25,000
Beam Angle			
- Aluminium reflector	90°	90°	90°
- Plastic reflector	60°	60°	60°
Weight (g)	3260	4260	6897
Dimensions (H x D mm)			
- Aluminium reflector	275x240	295x240	355x240
- Plastic reflector	318x335	318x355	318x415
Colour/Finish	Black	Black	Black



Note: Dimensions stated here represent the use of aluminium reflectors

Purchase reflector and optional cover separately.

Operating temperature
-30°C to +40°C

LA3202
LA3203
LA3204



ALSO AVAILABLE



Reflectors



Optional covers

3yr
WARRANTY

* Maximum output from highest spec lamp/module in range.
* Lamps are tested to both L70 and L90 standards. Figure represents L70.

For technical specification and photometric data please refer to the website.

CARLO LED DOWNLIGHT

PART OF THE MEGAMAN FIXTURES RANGE

MEGAMAN®

3yr
WARRANTY



CARLO

Megaman's scoop fitting solution, perfect for retail applications.

FEATURES

- Recessed, adjustable downlight for Megaman TECOH® RDx module
- Perfect White technology available
- Available in white and silver variants
- Ultra flexible 45° tilting angle and 355° rotation angle
- TECOH® RDx and driver included
- 35° beam with good cut-off angle
- L90 at 25,000 hours, 50,000 hours rated life
- Up to 152 lumen per system watt

BENEFITS

- Ideal alternative to halogen and metal halide lighting in retail applications offering up to 4500 lumens
- Perfect White option intensifies and brightens the white colour
- Stylish design, available in white or silver to match your requirements
- Precise beam control for strong highlights
- Visual comfort
- Long life means low maintenance and added cost savings
- Can be used as part of a Part L building compliance

APPLICATIONS

- Retail lighting
- Museums and showrooms
- Supermarkets
- Display lighting applications

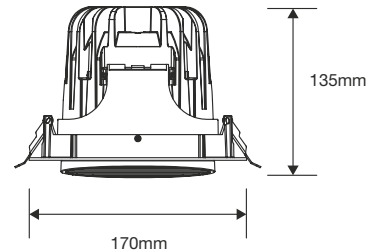


SPECIFICATION



CARLO LED DOWNLIGHT

UK Order Code >	703049	703081	703047	703051	131724
Watts	39W	39W	27W	39W	34W
Colour Temp (K) /CRI	3000 / 82	3000 / 82	4000 / 82	4000 / 82	3000 / 82
Lumens (lm)	3600	3600	3400	4500	2400
Candelas (cd)	7500	7500	5200	7500	5500
Dimmable	N	N	N	N	Y
Hrs Lamp Life (L70)	50,000	50,000	50,000	50,000	50,000
Hrs Lamp Life (L90)	25,000	25,000	25,000	25,000	25,000
Beam Angle	35°	35°	35°	35°	35°
Weight (g)	1065	1065	1065	1065	1065
Dimensions (H x D mm)	135x170	135x170	135x170	135x170	135x170
Colour/Finish	White	Silver	White	White	White
Shape	Round	Round	Round	Round	Round
Hole Cut-Out (mm)	155	155	155	155	155
Min Ceiling Depth (mm)	145	145	145	145	145
Tilt Angle	45°	45°	45°	45°	45°
Rotation	355°	355°	355°	355°	355°
Suitable Light Source	TECOH® RDx	TECOH® RDx	TECOH® RDx	TECOH® RDx	TECOH® RDx



Operating temperature -30°C to +40°C

F28249RC
F28249RC-p



* Maximum output from highest spec lamp/module in range.
* Lamps are tested to both L70 and L90 standards. Figure represents L70.

For technical specification and photometric data please refer to the website.

VITO LED DOWNLIGHT

PART OF THE MEGAMAN FIXTURES RANGE

MEGAMAN®

3yr
WARRANTY



VITO

A dynamic retail downlight offering incredible light output, stability and thermal management.

FEATURES

- Recessed, adjustable downlight for Megaman TECOH® RDx module
- Perfect White technology available
- Gimbal construction
- Die-cast aluminium housing available in white and silver variants
- Standard cut-out sizes
- Advanced thermal design
- TECOH® RDx and driver included
- L90 at 25,000 hours, 50,000 hours rated life
- Up to 91 lumen per system watt

BENEFITS

- Ideal replacement for metal halide lamps up to 70W, offering up to 5100 lumens
- Perfect White option intensifies and brightens the white colour
- Multi directional tilting and focus
- Stylish design, available in white or silver to match your requirements
- Easy installation, with standard cut-outs
- Design offers incredible thermal management - lowers operating temperatures and extends life
- Energy saving solution for retail applications providing long life
- Can be used as part of a Part L building compliance

APPLICATIONS

- Retail lighting
- Museums
- Showrooms
- Shopping Centres



SPECIFICATION



UP TO
4100*
LUMENS



50,000*
HOURS



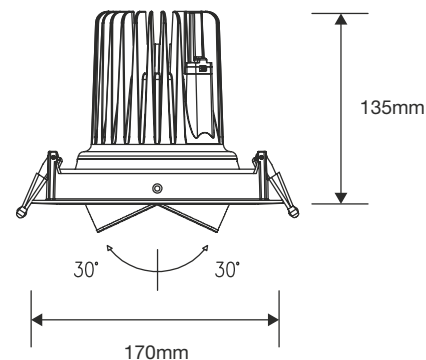
IP20
RATED



CLASS II
RATED

VITO LED DOWNLIGHT

UK Order Code >	703460	703750	131516
Watts	45W	45W	45W
Colour Temp (K) /CRI	3000 / 82	3000 / 82	3000 / 82
Lumens (lm)	4100	4100	4100
Candelas (cd)	9000	9000	7000
Dimmable	N	N	Y
Hrs Lamp Life (L70)	50,000	50,000	50,000
Hrs Lamp Life (L90)	25,000	25,000	25,000
Beam Angle	35°	35°	35°
Weight (g)	1042	1042	1045
Dimensions (H x D mm)	135x170	135x170	135x170
Colour/Finish	White	Silver	White
Shape	Round	Round	Round
Hole Cut-Out (mm)	155	155	155
Min Ceiling Depth (mm)	133	133	133
Tilt Angle	30°	30°	30°
Suitable Light Source	TECOH® RDx	TECOH® RDx	TECOH® RDx



155 mm

Operating temperature -30°C to +40°C



F29349RC
F29349RC-p



* Maximum output from highest spec lamp/module in range.
* Lamps are tested to both L70 and L90 standards. Figure represents L70.

For technical specification and photometric data please refer to the website.

GENOA LED DOWNLIGHT

PART OF THE MEGAMAN FIXTURES RANGE

MEGAMAN®

2yr
WARRANTY

GENOA

Simple, timeless design with complete flexibility and a wide variety of module options.

FEATURES

- Recessed downlight for Megaman TECOH® CFx light engine
- Mains voltage 30W dimming and 15W and 26W non dimming TECOH® CFx options sold separately
- Die-cast aluminium body with aluminium reflector
- Wide beam optics of 90°
- Up to 80 lumen per system watt

BENEFITS

- Direct replacement for 2 x 13W and 2 x 18W plug-in CFL tube downlights
- One body with three module options for flexibility in lighting designs
- Easy installation, no external driver required
- Low glare aluminium reflector
- Wide beam provides energy saving solution for general lighting
- Can be used as part of a Part L building compliance

APPLICATIONS

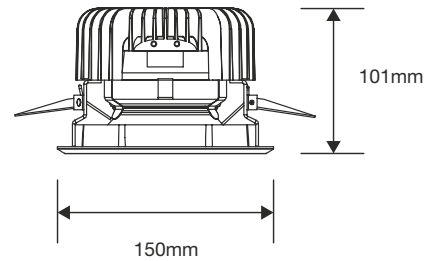
- Retail lighting
- Hotels
- Offices
- Corridors
- Shopping Centres



SPECIFICATION

GENOA LED DOWNLIGHT

UK Order Code >	703240
Weight (g)	800
Dimensions (H x D mm)	101x150
Colour/Finish	White
Shape	Round
Hole Cut-Out (mm)	140
Min Ceiling Depth (mm)	98
Suitable Light Source	TECOH® CFX



TECOH® CFX MODULE OPTIONS

UK Order Code >	170762	170735	170469	170286	170851	170839
Watts	15	15	26	26	30	30
Colour Temp (K) / CRI	2800 / 80	4000 / 80	2800 / 80	4000 / 80	2800 / 80	4000 / 80
Lumens (lm)	1200	1200	2000	2000	1800	2000
Dimmable	N	N	N	N	Y	Y

Operating temperature -30°C to +40°C

F25245RC



2yr
WARRANTY

* Maximum output from highest spec lamp/module in range.
* Lamps are tested to both L70 and L90 standards. Figure represents L70.

For technical specification and photometric data please refer to the website.

ABBY PIN-HOLE DOWNLIGHT

PART OF THE MEGAMAN FIXTURES RANGE

MEGAMAN®

2yr
WARRANTY



ABBY

Fully recessed pin-hole downlight for accent lighting and darklighter effect.

FEATURES

- Works with serviceable 10.5W TECOH® THx LED light engine, sold separately
- TECOH® THX available in 2800K and 4000K and 24°/36° beam angles
- Fully recessed downlight with black baffle
- Pin-hole design
- Available in fixed or 30° tilt options
- L90 at 25,000 hours, 50,000 hours rated life
- Up to 85 lumen per system watt


BENEFITS

- Perfect replacement for halogen MR16/GU10 downlights
- Design makes it perfect for dramatic accent lighting
- Perfect for highlighting an object with precision
- 30° tilt angle perfect for wall wash applications
- Black baffle offers no glare for darklighter effect
- Can be used as part of a Part L building compliance

APPLICATIONS

- Retail
- Window displays
- Galleries
- Museums
- Hospitality





SPECIFICATION



900*
LUMENS



25,000*
HOURS



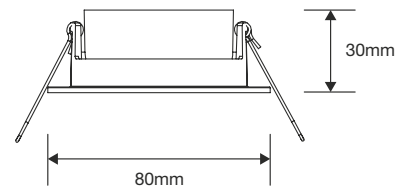
IP23
RATED



CLASS II
RATED

ABBY PIN-HOLE LED DOWNLIGHT

UK Order Code >	190651	190653
Watts	For 10.5W THx	For 10.5W THx
Colour Temp (K) /CRI	Available in 2800K and 4000K	Available in 2800K and 4000K
Lumens (lm)	900	900
Candelas (cd)	3500 (24°) 1900 (36°)	3500 (24°) 1900 (36°)
Dimmable	N	N
Hrs Lamp Life (L70)	25,000	25,000
Beam Angle	Available in 24° and 36°	Available in 24° and 36°
Weight (g)	44	43
Dimensions (H x D mm)	30x80 (H=95 with THx)	30x80 (H=95 with THx)
Colour/Finish	White	White
Shape	Fixed	Adjustable
Hole Cut-Out (mm)	68	68
Min Ceiling Depth (mm)	93	96
Tilt Angle	-	30°
Suitable Light Source	TECOH® THx	TECOH® THx



68 mm

Purchase TECOH® THx separately -
131750 (2800K/24°) and
131752 (4000K/24°)
 or **131754** (2800K/36°) and
131756 (4000K/36°).



Operating temperature -30°C to +40°C

F54952RC/WH26
 F55052RC/WH26

2yr
WARRANTY

* Maximum output from highest spec lamp/module in range.
 * Lamps are tested to both L70 and L90 standards. Figure represents L70.

For technical specification and photometric data please refer to the website.

CORTONA FLOOD LIGHT

PART OF THE MEGAMAN FIXTURES RANGE

MEGAMAN®

2yr
WARRANTY



CORTONA

Energy saving floodlight with PIR sensor for security use.

FEATURES

- Floodlight for Megaman TECOH® CFx light engine
- Mains voltage 30W dimming and 15W and 26W non dimming TECOH® CFx options sold separately
- Twist-lock lamp holder design
- PIR technology
- IP54 protection
- Aluminium alloy body
- Up to 66 lumen per system watt

BENEFITS

- Ideal replacement for halogen or metal halide applications
- One body with three module options for flexibility
- Easy installation, no external driver required
- Fast fit for easy installation and maintenance
- PIR mode allows for security lighting, can be switched off to provide permanent 'on' mode
- Suitable for outdoor applications with low corrosion body
- Can be used as part of a Part L building compliance

APPLICATIONS

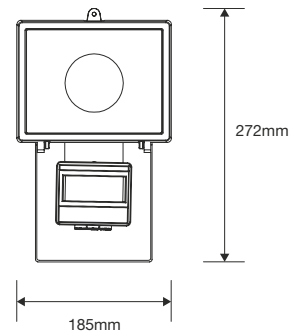
- Gardens
- Garages
- Signage
- Gate areas
- Pillar Facades



SPECIFICATION

CORTONA LED FLOODLIGHT AND PIR - FOR TECOH® CFX

UK Order Code >	703294
Weight (g)	1357
Dimensions (WxHxD mm)	185x118x272
Colour/Finish	Black
Tilt Angle	115°
Suitable Lamps	TECOH® CFX



TECOH® CFX MODULE OPTIONS

UK Order Code >	170762	170735	170469	170286	170851	170839
Watts	15	15	26	26	30	30
Colour Temp (K) / CRI	2800 / 80	4000 / 80	2800 / 80	4000 / 80	2800 / 80	4000 / 80
Lumens (lm)	1200	1200	2000	2000	1800	2000
Dimmable	N	N	N	N	Y	Y



Operating temperature -30°C to +40°C

F25845SM



* Maximum output from highest spec lamp/module in range.
 * Lamps are tested to both L70 and L90 standards. Figure represents L70.

For technical specification and photometric data please refer to the website.

VERONA DOWNLIGHT

PART OF THE MEGAMAN FIXTURES RANGE

MEGAMAN®

2yr
WARRANTY



VERONA

Pin-hole design for accent lighting and discreet illumination effects.

FEATURES

- For PAR16 GU10 reflectors
- Fully recessed, discreet downlight with black baffle
- Pin-hole design
- Available in fixed or 30° tilt options
- Available in black or white

BENEFITS


- Suitable downlight solution for Megaman LED GU10s
- Design makes it perfect for dramatic accent lighting
- Perfect for highlighting an object with precision
- 30° tilt angle perfect for wall wash applications
- Black baffle offers no glare for darklighter effect

APPLICATIONS

- Retail
- Window displays
- Galleries
- Museums



SPECIFICATION



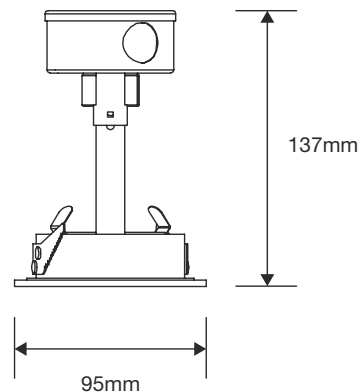
VERONA DOWNLIGHT - FIXTURE ONLY

UK Order Code >	190649	190624	190645
Weight (g)	245	245	245
Dimensions (H x D mm)	137x95	137x95	137x95
Colour/Finish	White	Black	White
Shape	Round	Round	Oval
Hole Cut-Out (mm)	85	85	85
Min Ceiling Depth (mm)	135	135	135
Tilt Angle	-	-	30°
Suitable Lamps	4, 5, 5.5, 6 or 7W GU10	4, 5, 5.5, 6 or 7W GU10	4, 5, 5.5, 6 or 7W GU10

F30617RC
F30717RC



Suitable Megaman GU10's - 4W, 5W, 5.5W, 6W and 7W. (sold separately)



For technical specification and photometric data please refer to the website.

MIRO DOWNLIGHT

PART OF THE MEGAMAN FIXTURES RANGE

MEGAMAN®

2yr
WARRANTY



MIRO

Stunning GU10 downlight with a stylish visible profile on the ceiling to make a design statement.

FEATURES

- For PAR16 GU10 reflectors
- Fully recessed downlight
- 30° tilting angle
- Matt silver finish


BENEFITS

- Suitable downlight solution for Megaman LED GU10s
- Superior body design and construction
- Adjustable tilting for precision lighting
- Stylish luminaire body


APPLICATIONS

- Retail
- Hotels
- Corridors
- Reception areas
- Bars
- Restaurants





SPECIFICATION



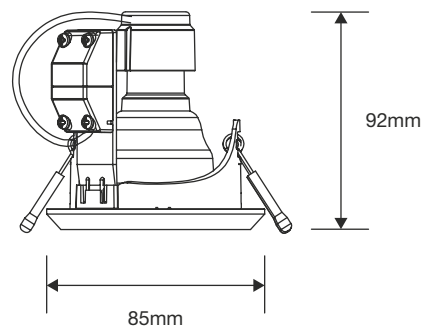
MIRO DOWNLIGHT - FIXTURE ONLY

UK Order Code >	190375
Weight (g)	70
Dimensions (H x D mm)	92x85
Colour/Finish	Silver
Shape	Round
Hole Cut-Out (mm)	75
Min Ceiling Depth (mm)	84
Tilt Angle	30°
Suitable Lamps	4, 5, 5.5, 6 or 7W GU10

F01517RC



Suitable Megaman GU10's - 4W, 5W, 5.5W, 6W and 7W. (sold separately)



For technical specification and photometric data please refer to the website.

LUCCA DOWNLIGHT

PART OF THE MEGAMAN FIXTURES RANGE

MEGAMAN®

2yr
WARRANTY



LUCCA

Simple, functional, reliable downlight.

FEATURES

- For PAR16 GU10 reflectors
- Fully recessed downlight
- 30° tilting angle
- Die-cast aluminium body in white finish

BENEFITS


- Suitable downlight solution for Megaman LED GU10s
- Superior body design and construction
- Adjustable tilting for precision lighting
- Stylish luminaire body

APPLICATIONS

- Retail
- Hotels
- Corridors
- Reception areas
- Bars
- Restaurants

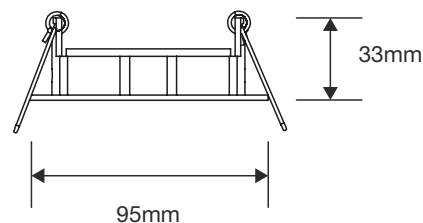


SPECIFICATION



LUCCA DOWNLIGHT - FIXTURE ONLY

UK Order Code >	190275
Weight (g)	75
Dimensions (H x D mm)	33x95
Colour/Finish	White
Shape	Round
Hole Cut-Out (mm)	85
Min Ceiling Depth (mm)	90
Tilt Angle	30°
Suitable Lamps	4, 5, 5.5, 6 or 7W GU10



F31217RC



Suitable Megaman GU10's - 4W, 5W, 5.5W, 6W and 7W. (sold separately)



For technical specification and photometric data please refer to the website.

MOSAIC TRACK LIGHT

PART OF THE MEGAMAN FIXTURES RANGE

MEGAMAN®

2yr
WARRANTY



MOSAIC

A contemporary and simple design for use with a variety of PAR16 lamp formats.

FEATURES

- For PAR16 GU10 reflectors
- 3 circuit track light solution
- Adjustable arm gives 330° rotation and 90° tilt
- Available in black or white finish
- Low glare

BENEFITS

- Stylish track light solution for Megaman LED GU10s
- Comes with 3 circuit track adaptor as standard for easy installation
- Flexible adjustable arm for multi-directional and accent lighting
- Sleek and modern style available in black or white finish to match track
- Visual comfort

APPLICATIONS

- Retail lighting
- Hotels
- Museums and galleries
- Showrooms
- Window displays



SPECIFICATION

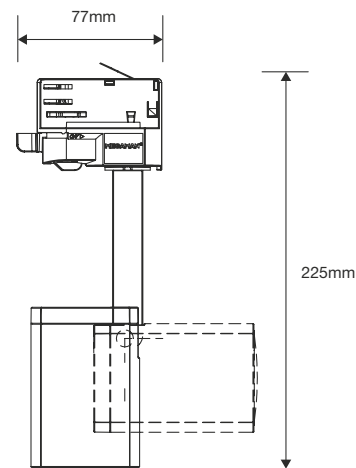

MOSAIC TRACK LIGHT - FIXTURE ONLY

UK Order Code >	190516	190460
Weight (g)	161	161
Dimensions (H x D mm)	225x77	225x77
Colour/Finish	White	Black
Tilt Angle	90°	90°
Rotation	330°	330°
Suitable Lamps	4, 5, 5.5, 6 or 7W GU10	4, 5, 5.5, 6 or 7W GU10

F11517TK



Suitable Megaman GU10's - 4W, 5W, 5.5W, 6W and 7W. (sold separately)



For technical specification and photometric data please refer to the website.

TOBY TRACK LIGHT

PART OF THE MEGAMAN FIXTURES RANGE

MEGAMAN®

2yr
WARRANTY

TOBY

Timeless design utilising the ever popular AR111 GU10 mains voltage lamp.

FEATURES

- For mains powered AR111 GU10 reflectors
- 3 circuit track light solution
- Adjustable arm gives 340° rotation and 170° tilt
- Available in black or white finish
- Modern open back design
- Glass cover on Megaman AR111 lamp

BENEFITS

- Stylish track light solution for Megaman LED AR111s
- Fit and forget lamps, no tools required to change lamps – perfect for retail stores with no lamp maintenance contract
- Ideal replacement for conventional halogen applications
- Comes with 3 circuit track adaptor as standard for easy installation
- Flexible adjustable arm for multi-directional lighting
- Sleek and modern style available in black or white finish to match track
- Open back design allows for additional heat dissipation
- Megaman glass cover lamp design eliminates spider and dust ingress

APPLICATIONS

- Retail lighting
- Museums
- Galleries
- Reception areas



SPECIFICATION

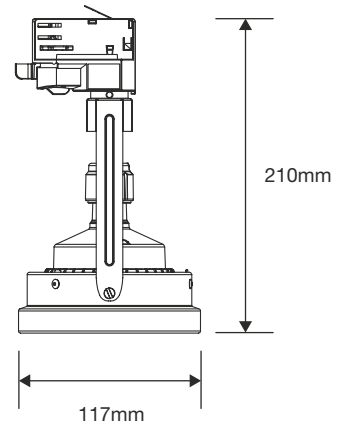

TOBY TRACK LIGHT - FIXTURE ONLY

UK Order Code >	190490	190763
Weight (g)	237	237
Dimensions (L x Dia mm)	210x117	210x117
Colour/Finish	White	Black
Tilt Angle	170°	170°
Rotation	340°	340°
Suitable Lamps	AR111 GU10	AR111 GU10

F13117TK



Suitable Megaman AR111 GU10 - 15W. (sold separately)



For technical specification and photometric data please refer to the website.

ALDA TRACK LIGHT

PART OF THE MEGAMAN FIXTURES RANGE

MEGAMAN®

2yr
WARRANTY



ALDA

A contemporary take on the Megaman Modena fitting, utilising a mains voltage AR111 GU10.

FEATURES

- For mains powered AR111 GU10 reflectors
- 3 circuit track light solution
- Adjustable arm gives 330° rotation and 90° tilt
- Available in black or white finish
- Glass cover on Megaman AR111 lamp

BENEFITS

- Stylish track light solution for Megaman LED AR111s
- Fit and forget lamps, no tools required to change lamps - perfect for retail stores with no lamp maintenance contract
- Ideal replacement for conventional halogen applications
- Comes with 3 circuit track adaptor as standard for easy installation
- Flexible adjustable arm for multi-directional lighting
- Stylish die-cast aluminium finish available in black or white finish to match track
- Megaman glass cover lamp design eliminates spider and dust ingress

APPLICATIONS

- Retail lighting
- Hotels
- Museums
- Showrooms



SPECIFICATION

ALDA TRACK LIGHT - FIXTURE ONLY

UK Order Code >	190852	190724
Weight (g)	540	540
Dimensions (H x D mm)	273x124	273x124
Colour/Finish	White	Black
Tilt Angle	90°	90°
Rotation	330°	330°
Suitable Lamps	AR111 GU10	AR111 GU10

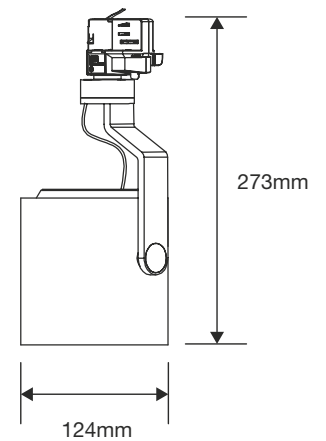
F26817TK



Suitable Megaman AR111 GU10 - 15W. (sold separately)



For technical specification and photometric data please refer to the website.



MODENA TRACK LIGHT

PART OF THE MEGAMAN FIXTURES RANGE

MEGAMAN®



MODENA

A stylish, versatile and classic design offering discreet lighting with a number of LED module options and outputs.

FEATURES

- 3 circuit track light solution with TECOH® RDx or MHx module
- Perfect White technology and dimming options available
- Precision engineered adjustable arm gives 330° rotation and 90° tilt
- 25° or 35° beam reflectors
- L90 at 25,000 hours, 50,000 hours rated life
- Robust body contains driver - TECOH® RDx and driver included (MHx head sold separately)
- Robust engineering design
- Available in black or white
- Glass cover
- Up to 104 lumen per system watt

APPLICATIONS

- Retail lighting
- Window displays
- Restaurants
- Hotels
- Museums and galleries
- Showrooms

BENEFITS

- Ideal replacement for metal halide with superior colour stability and significantly lower lumen depreciation
- Megaman TECOH® RDx and MHx modules available covering outputs of 2200 to 4400 lumens
- Perfect White option intensifies and brightens the white colour, perfect for retail lighting
- Multi directional tilting and focus
- Additional reflectors allow medium to narrow beam optics for accent lighting effects
- Energy saving solution for retail applications providing long life
- Robust body design allows for easy installation
- Design prevents weight induced droop and keeps focus on objects
- Classic design available in black or white finish to match track
- Glass cover design eliminates spider and dust ingress
- Can be used as part of a Part L building compliance



SPECIFICATION



4100*
LUMENS

50,000*
HOURS

IP20
RATED

CLASS II
RATED

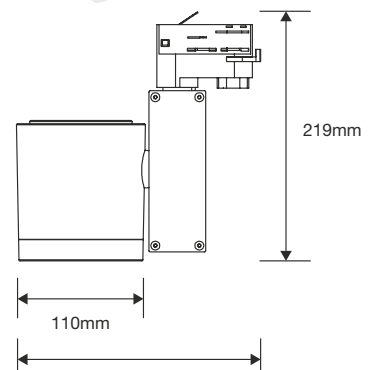
MODENA TRACK LIGHT

50W TECOH® RDX SPECIFICATION

UK Order Code >	170437	170468	703491	703516	131537	131527
Watts	For 24W MHx	For 24W MHx	55W	55W	29W	53W
Colour Temp (K) /CRI	Available in 3000K & 4000K	Available in 3000K & 4000K	3000 / 82	3000 / 82	3000 / 82	3000 / 82
Lumens (lm)	2300 (3000K) 2500 (4000K)	2300 (3000K) 2500 (4000K)	4100	4100	1650	3100
Candelas (cd)	4050	4050	12000	12000	5300	13000
Dimmable	Y	Y	N	N	Y	Y
Hrs Lamp Life (L70)	50,000	50,000	50,000	50,000	50,000	50,000
Beam Angle	35°	35°	25°	25°	25°	25°
Weight (g)	1552	1552	1908 (Luminaire only)	1908 (Luminaire only)	956	1829
Dimensions (LxWxD mm)	219x165x110	219x165x110	219x165x110	219x165x110	199x127x80	219x165x110
Colour/Finish	Black	White	White	Black	White	White
Tilt Angle	90°	90°	90°	90°	90°	90°
Rotation	330°	330°	330°	330°	330°	330°
Suitable Light Source	TECOH® MHx	TECOH® MHx	TECOH® RDX	TECOH® RDX	TECOH® RDX	TECOH® RDX

Operating temperature -30°C to +40°C

F25343TK-35
F25349TK/TA
F28049TK-p
F25349TK-p



* Maximum output from highest spec lamp/module in range.
* Lamps are tested to both L70 and L90 standards. Figure represents L70.

For technical specification and photometric data please refer to the website.

TRACK 3-CIRCUIT SYSTEM

PART OF THE MEGAMAN FIXTURES RANGE

MEGAMAN[®]



TRACK

A high quality three circuit display lighting solution with ageless appeal and simple proven functionality and reliability.

FEATURES


- 3 circuit surface mounted track, 230V 16A
- Tough aluminium profile in 1m and 2m lengths
- Universal track configuration
- Available in black and white
- Accessories including flexible joints, couplers and connectors sold separately


BENEFITS

- 3 circuits allow for multiple scene setting options to create varied effects
- Suitable for wide variety of Megaman track spots utilising LED lamps or innovative, high performance modules
- 3800W loading potential across 3 circuits
- Extensive range of accessories allows for versatility and limitless design options, can add or remove track spots easily as required
- Can be surface mounted or suspended

APPLICATIONS

- Retail lighting
- Museums and galleries
- Showrooms
- Exhibitions

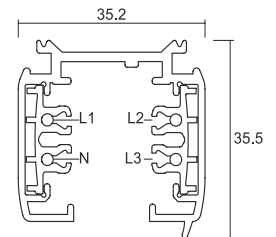




SPECIFICATION

3-CIRCUIT TRACK SYSTEM - SURFACE MOUNTING LENGTHS

UK Order Code >	161001	161003	161004	161006
Colour	White	Black	White	Black
Length (mm)	1000	1000	2000	2000



3-CIRCUIT TRACK SYSTEM - ACCESSORIES

<p>LIVE END CONNECTOR LEFT FEED Order Codes: White: 161011 / Black: 161013</p>	<p>STRAIGHT ELECTRICAL-MECHANICAL COUPLER Order Codes: White: 161026 / Black: 161028</p>	<p>T-COUPLER RIGHT OUTSIDE Order Codes: White: 161041 / Black: 161043</p>
<p>LIVE END CONNECTOR RIGHT FEED Order Codes: White: 161014 / Black: 161016</p>	<p>L-COUPLER LEFT Order Codes: White: 161029 / Black: 161031</p>	<p>T-COUPLER RIGHT INSIDE Order Codes: White: 161044 / Black: 161046</p>
<p>END CAP Order Codes: White: 161017 / Black: 161019</p>	<p>L-COUPLER RIGHT Order Codes: White: 161032 / Black: 161034</p>	<p>X COUPLER Order Codes: White: 161047 / Black: 161049</p>
<p>MECHANICAL COUPLER Order Codes: White: 161020 / Black: 161022</p>	<p>T-COUPLER LEFT OUTSIDE Order Codes: White: 161035 / Black: 161037</p>	<p>FLEXIBLE COUPLER Order Codes: White: 161050 / Black: 161052</p>
<p>MECHANICAL INSULATED COUPLER Order Codes: White: 161023 / Black: 161025</p>	<p>T-COUPLER LEFT INSIDE Order Codes: White: 161038 / Black: 161040</p>	<p>CEILING WALL MOUNTING KIT Order Codes: White: 161053 / Black: 161055</p>
<p>SUSPENSION KIT Order Codes: White: 161056 / Black: 161058</p>		

For technical specification and photometric data please refer to the website.



UP TO
21000
LUMENS



MEGAMAN'S
LUSTER-LED
LOW BAY

An IP65 low bay fixture with
integrated LED and built-in driver.



- 65W, 110W and 210W options
- Aluminium or polycarbonate reflector sold separately
- Optional glass or polycarbonate cover sold separately

- Up to 110 lumen per system watt
- Offers huge reduction in power consumption compared to its metal halide alternatives



Reflectors



Optional covers



All information stated is correct at the time of printing and subject to change without prior notice.

© MEGAMAN® (UK) LTD
JUNE 2017

MEGAMAN®

THE NEW FIXTURE RANGE

2017



Megaman (UK) Limited
Megaman House
2 Quadrant Park
Mundells
Welwyn Garden City
Herts AL7 1FS

T: +44 (0)1707 386000
F: +44 (0)1707 386001
E: sales@megamanuk.com
W: www.megamanuk.com



Follow us
@megamanukltd

© MEGAMAN® (UK) LTD JUNE 2017



Scan to view
all the fixtures
on our website



MEGAMAN®

MEGAMANUK.COM



SMART LIVING
It's as easy as iZB!



ingenium®

ZB



A Smart, Connected Home

WHAT IS *INGENIUM*[®] ZB?

Working with ZigBee[®] technology, *INGENIUM*[®] ZB is a scalable smart lighting solution, which allows users to gain wireless control over all *INGENIUM*[®] ZB products for high-end applications. Allowing control of over 150 devices simultaneously, *INGENIUM*[®] ZB is perfect for anyone looking to add smart control to residential and commercial spaces.



The *INGENIUM*[®] ZB Gateway



CONTROL OVER
150 DEVICES

WHAT IS ZIGBEE?

Zigbee® is a global, standards-based wireless solution for the transmission of data. The Zigbee® language is used in a wide variety of smart home devices, creating a mesh network to cover large areas and allowing for the creation of an integrated ecosystem for home automation.

The benefits of Zigbee® technology

- Low power consumption
- Secure
- Interoperable
- Reliable



A SMART HOME AT YOUR FINGERTIPS



“Alexa, dim the living room to 60%”

CONNECTED
SMART LIVING



 KITCHEN LIGHTING OFF

 DIMMING MODULE ON

 amazon alexa
ENABLED

You can even go hands free!



INGENIUM® ZB works with Amazon Alexa, so you can control your lights flawlessly with voice control. With a simple and intuitive interface, the INGENIUM® ZB App allows you to automate your home or workplace by monitoring and scheduling all of your connected lighting and smart devices through your mobile device.

Download the App now, just search INGENIUM® ZB.
(Android V4 and later / iOS V8 and later)



SET THE SCENE...

Create lighting moods,
in a single tap

Good Night

To keep a regular sleep schedule and help you wind down, set the timer to dim the lights in the evening.



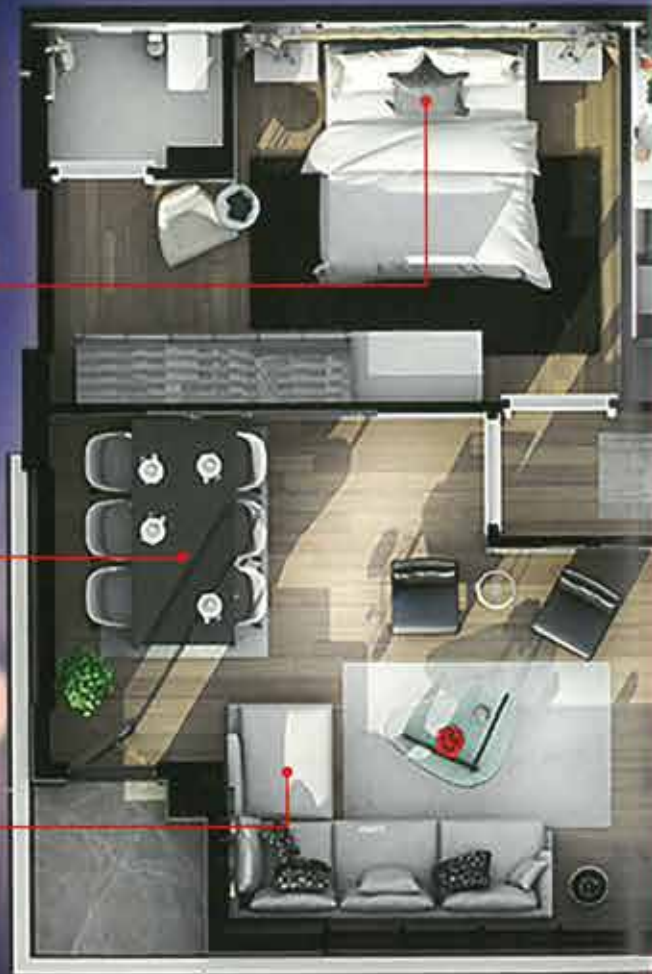
Romantic Moment

Dim the lights on the **INGENIUM[®] ZB** mobile App or ask Alexa to dim them to create a romantic environment for a candlelit meal.



Home Theatre

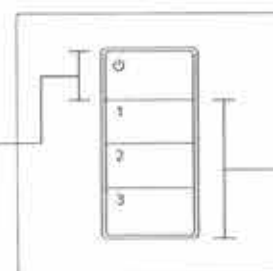
Pre-set a scene for home theatre mode to set the light level in the living room, creating the perfect ambience for your family movie night.




The **INGENIUM[®] ZB**
Wall Mounted Scene Controller

TAP
to turn ON/OFF

PRESS and HOLD
to adjust the brightness level



TAP
to play the scenes



Work Hard

Pre-set a working scene to keep the lights on whilst you're busy at your desk.



Welcome Home

By installing a magnetic on/off sensor at the entrance door, lights can be set to turn on when you open the door, welcoming you home with light.



Bath Time

Add a PIR sensor in the bathroom as a trigger device to sense your movement, automatically turning the lights on as you step into the room.



Scenes can be set from either the Wall Mounted Controller, the Remote Controller or a hand held Smart Device.

IT'S EASY...

EASY AS iZB...

The Collections

Setting up a smart home or office doesn't need to be hard. We have a comprehensive range of collections to get you started with your new smart life, covering all the basic requirements of smart living.



Home Automation Collection



INGENIUM® ZB products included:

- x1 Gateway
- x1 Magnetic ON/OFF Sensor
- x1 PIR Sensor
- x1 Handheld Controller
- x2 9W LED Classic Bulb
- x1 Power Socket Adaptor



Lighting Control Collection



INGENIUM® ZB products included:

- x1 Gateway
- x1 Wall Mounted Control
- x1 Dimming Module
- x2 9W LED Classic Bulb





Monitoring Collection



INGENIUM® ZB products included:

- x1 Gateway
- x1 Magnetic ON/OFF Sensor
- x1 PIR Sensor



VIEW THE PRODUCTS ▶▶

Our extensive range of *INGENIUM®* ZB products will allow you to effortlessly streamline your daily routine. From the *INGENIUM®* ZB PIR Sensor to the *INGENIUM®* ZB Power Socket Adaptor and even the *INGENIUM®* ZB Dimming Module we've got your smart control needs covered.



THE *INGENIUM*[®] ZB PRODUCT RANGE

Lighting:
in the range...

SMART ZB 6W LED Candle E14

Smart home compatible and controlled through Smart devices with the Zigbee[®] App or through *INGENIUM*[®] ZB remote controllers, with seamless dimming performance.

Features:

- Available in both 2700K & 4000K
- Compatible with the Gateway when connected to a Wi-Fi router for local and remote access
- Can be controlled by smart devices with the *INGENIUM*[®] ZB App
- Seamless dimming performance
- Uniform light distribution of 330°
- Up to 20,000 lamp life
- E14 base
- 470 Lumens
- 6W
- H109mm x W37mm



UK order code:

406320 (2700K)

406322 (4000K)



Lighting:
in the range...

SMART ZB 9W LED Classic E27

Smart home compatible and controlled through Smart devices with the Zigbee® App; or through *INGENIUM*® ZB remote controllers; with seamless dimming performance.

Features:

- Available in 2800K
- Compatible with the Gateway when connected to a Wi-Fi router for local and remote access
- Can be controlled by smart devices with the *INGENIUM*® ZB App
- Seamless dimming performance
- Uniform light distribution of 330°
- Up to 25,000 lamp life
- E27 base
- 810 Lumens
- 9W
- H125mm x W65mm



UK order code:
406300 (2800K)



THE *INGENIUM*[®] ZB PRODUCT RANGE

Lighting:
in the range...

SMART ZB Thx Modules

Zigbee[®] Light Link Module is Smart home compatible, controlled through the *INGENIUM*[®] ZB App or remote controllers with seamless dimming performance.

Features:

- Available in 4000K
- Compatible with the Gateway when connected to a Wi-Fi router for local and remote access
- Can be controlled by smart devices with the *INGENIUM*[®] ZB App
- Seamless dimming performance
- Empowered by Megaman hybrid reflector technology for precise beam control
- Integrated driver
- 25,000 lamp life
- 800 Lumens
- 10W
- H75mm x W50mm



UK order code:
406302 (4000K)



Lighting:
in the range...

SMART ZB RENZO

The Smart ZB Renzo indoor fixture is an integrated, surface mounted, LED bulkhead and is the perfect addition to your Smart control system.

Features:

- Available in both 3000K & 4000K
- Compatible with the Gateway when connected to a Wi-Fi router for local and remote access
- Can be controlled by smart devices with the *INGENIUM*[®] ZB App
- Available for individual on/off, dimming, group control and scene control
- Up to 50,000 lamp life
- Suitable for wall-mount and ceiling mount
- 1400 Lumens
- 17W
- 110° Beam Angle
- W390mm x D100mm



UK order code:
406332 (4000K)



THE *INGENIUM*[®] ZB PRODUCT RANGE

Lighting:
in the range...

SMART ZB Universal Dimming Module

A Dimming Module for seamless dimming performance the 3-wire connection Smart ZB Universal Dimming Module is Zigbee[®] Home Automation Certified, and compatible with all Megaman standard dimmable products.

Features:

- Compatible with the Gateway when connected to a Wi-Fi router for local and remote access
- Compatible with all Megaman standard dimmable products
- Can be controlled by smart devices with the *INGENIUM*[®] ZB App
- Auto dimming mode selection for all attached end devices
- Connects up to 250VA LED devices in total
- 3 Wires (live, switched live and neutral)
- Connects with standard lighting switch for flexibility between old and new technology
- W47mm x H44mm x D12mm



UK order code:

406306



Lighting:
in the range...

SMART ZB Dimming Module

A Dimming Module for seamless dimming performance, the 2-wire connection Smart ZB Dimming Module is Zigbee® Home Automation Certified, and compatible with all Megaman standard dimmable products.

Features:

- Compatible with the Gateway when connected to a Wi-Fi router for local and remote access
- Compatible with all Megaman standard dimmable products
- Can be controlled by smart devices with the *INGENIUM® ZB App*
- Connects up to 150VA LED devices in total with a 300W resistive load
- 2 Wires (live and switched live)
- Fits in 32mm back box
- W47mm x H46mm x D18mm



UK order code:
406304



THE *INGENIUM*® ZB PRODUCT RANGE

Lighting:
in the range...

SMART ZB Mains Switch Module

Mains Switch module connects up to 300VA LED devices and is compatible with all Megaman standard dimmable products.

Features:

- Compatible with the Gateway when connected to a Wi-Fi router for local and remote access
- Compatible with all Megaman standard dimmable products
- Can be controlled by smart devices with the *INGENIUM*® ZB App
- Connects up to 300W LED with a 1.3A resistive load
- 3 Wires (live, switched live and neutral)
- H46mm x W47mm x D18mm



UK order code:

406328



Monitoring:
in the range...

SMART ZB PIR Sensor

Turns *INGENIUM*® ZB products on and off automatically, the Smart ZB PIR Sensor also sends push notifications when motion is detected for ultimate home security.

Features:

- Compatible with the Gateway when connected to a Wi-Fi router for local and remote access
- Turns *INGENIUM*® ZB products on and off automatically
- Home Security - push notifications when motion is detected
- No wiring required
- AAA Batteries included
- H57mm x W44mm



UK order code:
406324



THE *INGENIUM*[®] ZB PRODUCT RANGE

Monitoring:
in the range...

SMART ZB Magnetic On/Off Sensor

Turns *INGENIUM*[®] ZB products on and off automatically, the Smart ZB PIR Sensor also sends push notifications when motion is detected for ultimate home security.

Features:

- Compatible with the Gateway when connected to a Wi-Fi router for local and remote access
- Easy Installation
- Home Security - push notifications when motion is detected
- Set Smart rules by using the *INGENIUM*[®] ZB App
- Save energy by automatically turning lights off once no motion is detected
- H61mm x W30mm x D11mm
H46 x W11mm x D8mm

UK order code:
406330



Controls:
in the range...

SMART ZB Scene Controller

A clean, simple design the Scene Controller offers easy control of *INGENIUM*[®] ZB LED Lamps, Thx Module and Dimming Modules.

Features:

- Compatible with the Gateway when connected to a Wi-Fi router for local and remote access
- No wiring required
- Offers On/Off, dimming control and scene control to all *INGENIUM*[®] ZB products
- Simple and clean design with easy installation
- Magnetic remote
- H80mm x W80mm D11mm



UK order code:
406326



THE *INGENIUM*[®] ZB PRODUCT RANGE

Controls:
in the range...

SMART ZB Wall Mounted Controller

A replacement for the conventional On/Off dimming switches for smart control systems, the Smart ZB Wall Mounted Controller offers an easy, simple way to control your *INGENIUM*[®] ZB system.

Features:

- Compatible with the Gateway when connected to a Wi-Fi router for local and remote access
- Replaces conventional On/Off or dimming switches
- Retains control to *INGENIUM*[®] ZB LED Lamps Thx Module and Dimming Modules when the Gateway is out of service
- Simplest way to control *INGENIUM*[®] ZB products
- Equipped with magnetic controller for ease of use and storage
- Magnetic base
- H86mm x W86mm x D10mm
- Fits in a standard UK back box




UK order code:
406312



Controls:
in the range...

SMART ZB Remote Controller

Retains control of all *INGENIUM®* ZB LED Lamps, Thx Module and Dimming Modules.



Features:

- Compatible with the Gateway when connected to a Wi-Fi router for local and remote access
- Sleek and stylish design
- Alternative control when a Smart device or Gateway are unused
- Retains control to *INGENIUM®* ZB LED Lamps Thx Module and Dimming Modules when the Gateway is out of service
- Magnetic base
- H140mm x W43mm D13mm

UK order code:
406310



THE *INGENIUM*® ZB PRODUCT RANGE

Automation:
in the range...

SMART ZB Socket Adaptor

Plugs into most small appliances up to 3000W for use with *INGENIUM*® ZB smart home system.

Features:

- Compatible with the Gateway when connected to a Wi-Fi router for local and remote access
- Plugs into home appliances up to 3000W for Smart control (Televisions, Fans, Heaters, Table Lamps)
- No wiring required
- Easy installation
- Available for individual On/Off, group and scene control
- Monitors energy usage
- Direct On/Off control
- LED indicator
- H110mm x W62mm D65mm



UK order code:
406316



The Brains:
in the range...

SMART ZB Gateway

The SMART ZB Gateway allows for remote access to *INGENIUM*® ZB devices without geographical limitations, it's also compatible with Wi-Fi.

Features:

- Can be controlled by smart devices with the *INGENIUM*® ZB App
- Connects to 150 devices within a mesh network
- Compatible with all *INGENIUM*® ZB products
- Zigbee 3.0 certified product supports forward and backward compatibility
- H89mm x W89mm X D23mm



UK order code:
406314



SMART LIVING

It's as easy as iZB!



Smart Living with *INGENIUM*® ZB

Megaman (UK) Limited
Megaman House
2 Quadrant Park, Mundells
Welwyn Garden City
Herts AL7 1FS

T: +44 (0)1707 386000
F: +44 (0)1707 386001
E: sales@megamanuk.com
W: www.megamanuk.com



© MEGAMAN® (UK) LTD June 2018